



Advisors

# SNAPSHOT

## Current period ending January 31, 2021

ACCOUNT NAME: CAMBRIAN SCHOOL DISTRICT  
CAMBRIAN SITE CAP PROJECT FUND

ACCOUNT NUMBER:

0003010 06 AT 1.618 \*\*AUTO T3 0 083095124-339915 -C07-P03013-I2



CAMBRIAN SCHOOL DISTRICT  
CAMBRIAN SITE CAP PROJECT FUND  
ATTN PENNY TIMBOE  
4115 JACKSOL DRIVE  
SAN JOSE CA 95124-3399



Your Financial Advisor:  
ALAN CRAIG NAGER  
Phone: 916-939-4400 / 877-829-3231

3820 EL DORADO HILLS BOULEVARD  
SUITE 402  
EL DORADO HILLS CA 95762

If you have more than one account with us, why not link them and receive summary information for your entire household? Contact Your Financial Advisor for more details.

RECEIVED  
FEB 09 2021  
BUSINESS SERVICES

**Message from Wells Fargo Advisors**  
THE NEW YEAR'S AN IDEAL TIME TO REVIEW YOUR INVESTMENT PLAN TO BE SURE IT'S POSITIONED TO HELP MEET YOUR GOALS. IT'S ALSO A TIME TO VERIFY OR UPDATE YOUR CONTACT INFORMATION ONLINE. NOT ENROLLED ONLINE? ENROLL AT WFA.COM/ENROLL TO VIEW ACCOUNTS, ACCESS RESEARCH AND MUCH MORE.

**News**  
YOU CAN ENROLL, MANAGE RECIPIENTS, AND SEND WIRES FROM YOUR DESKTOP OR MOBILE DEVICE. ONLINE ACCESS REQUIRED, AND FEES AND WIRE LIMITS APPLY. FOR ELIGIBILITY RULES, VISIT WELLSFARGO.COM/ONLINEWIRES TO LEARN MORE.

Wells Fargo Advisors is a trade name used by Wells Fargo Clearing Services, LLC, a registered broker-dealer and non-bank affiliate of Wells Fargo & Company.

- Investment and Insurance Products are:**
- Not Insured by the FDIC or Any Federal Government Agency
  - Not a Deposit or Other Obligation of, or Guaranteed by, the Bank or Any Bank Affiliate
  - Subject to Investment Risks, Including Possible Loss of the Principal Amount Invested



# General instructions and disclosures

## About this statement

**Clearing services:** Wells Fargo Clearing Services, LLC (Wells Fargo Advisors), an indirect wholly owned subsidiary of Wells Fargo & Company, is a clearing broker-dealer registered with the Securities and Exchange Commission (SEC) and the Municipal Securities Rulemaking Board (MSRB) and is a member of the New York Stock Exchange (NYSE), the Financial Industry Regulatory Authority (FINRA) and all principal U.S. exchanges. Wells Fargo Advisors carries your account(s) and acts as your custodian for funds and securities deposited with us directly by you, or as a result of transactions we process for your account. Twice a year, Wells Fargo Advisors publishes on its web site [www.wfclearing.com](http://www.wfclearing.com) a statement of the firm's financial condition. A financial statement of this organization is available for your personal inspection at its offices, or a copy of it will be mailed upon your written request.

**Trade date statement and trade details:** All activity and positions on this statement are shown as of the date a trade is entered on the brokerage trading system (i.e., the trade date). Proceeds from the sale of securities and costs for the purchase of securities are not transacted through your account until the actual settlement date of the trade. The time of the transactions, the name of the buyer or seller, and the source and amount of any commission or fee will be furnished upon written request.

**Pricing of securities:** Securities prices on your statement may vary from actual liquidation value. Prices are provided by outside quotation services which we believe are reliable but due to the nature of market data the accuracy cannot be guaranteed. In the absence of such pricing, prices are estimated by Wells Fargo Advisors using available information and its judgment. Such estimates may not reflect actual trades and do not reflect a commitment by the firm to buy or sell at those prices. Securities listed on a national exchange are priced as of the close of the statement period. Unlisted shares may be valued at the current best published "bid-price", and, if none exists, the last reported transaction if occurring within the last 45 days. Prices of securities not actively traded may not be available and are indicated by "N/A." Corporate and municipal bonds and other fixed income securities are priced by a computerized pricing service or, if less actively traded, by utilizing a yield-based matrix system to arrive at an estimated market value. Listed options are priced based on the closing "bid-ask" prices and the last reported trade. Mutual fund shares are priced at net asset value. Shares of direct participation program (DPP) and real estate investment trust (REIT) securities that are not listed on a national exchange are generally illiquid. Because no trading market exists for these investments, their values are estimated. Unless otherwise indicated, the values shown for DPP and REIT securities have been provided by the management of each program and represent that management's estimate of the investor's interest in the net assets of the program. See statement sections for additional pricing information. Prices for hedge funds and certain managed futures funds are provided on a month delay basis. Other managed futures funds may be priced more frequently. Long-term certificates of deposit (maturity beyond one year from date of issue) are priced using a market value pricing model. The sale or redemption price of your securities may be higher or lower than the prices shown on your statement. For an actual quote, contact the individual servicing your account.

**Estimated annual income/yield:** Estimated Annual Income (EAI), when available, reflects the estimated amount you would earn on a security if your current position and its related income remained constant for a year. Estimated Annual Yield (EAY), when available, reflects the current estimated annual income divided by the current value of the security as of the statement closing date. EAI and EAY are estimates and the actual income and yield might be lower or higher than the estimated amounts. EAY reflects only the income generated by an investment. It does not reflect changes in its price, which may fluctuate. The information used to derive these estimates is obtained from various outside vendors; Wells Fargo Advisors is not responsible for incorrect or missing estimated annual income and yields. Past performance is not a guarantee of future results.

**Income summary:** The income summary displays all income as recorded in the tax system as of period end date. The totals in the Cash flow snapshot may not match the totals in the Income snapshot due to reclassifications or other corrections made in the tax system. Remember, you may have certain products that are not included in these figures and whose income is only available on the tax forms sent to you at year-end. Reclassifications and other tax reporting requirements may alter these numbers both during and after year end. You should rely only on tax reporting documents. Contact your tax advisor if you have any questions about the tax consequences of your brokerage activity.

**Texas designation:** If you are a resident of Texas who has purchased mutual fund shares, you may designate a representative to receive notification to assist in avoiding escheatment of assets in your investment account to the State of Texas. The designated representative does not have any rights to your account. Please use the Texas Unclaimed Property link (<https://claimtexas.org/>) to access the Designation of Representative for Notice Request form which you may complete and return to us at ATTN: H0006-08K, 1 N. Jefferson Ave, St. Louis, MO 63103 or return by email at [clientcontact@firstclearing.com](mailto:clientcontact@firstclearing.com).

**Tax reporting:** We are required by federal law to report annually to you and to the Internal Revenue Service (IRS) on Form(s) 1099 interest income, dividend payments and sales proceeds including cost basis information for applicable transactions credited to your account.

## About your rights and responsibilities

**Questions and complaints about Your Account:** This account statement contains important information about your brokerage account, including recent transactions. All account statements sent to you shall be deemed complete and accurate if not objected to in writing within ten days of receipt. We encourage you to review the details in this statement. If you do not understand any of the information in your statement or if you believe there are any inaccuracies or discrepancies in your statement, you should promptly report them to the manager of the Wells Fargo Advisors office listed on the front of your statement. To further protect your rights, including any rights under the Securities Investor Protection Act, any verbal communications with Wells Fargo Advisors should be re-confirmed in writing. Inquiries or complaints about your account statement, including the positions and balances in your account, may be directed to Wells Fargo Advisors Client Services at (866) 887-2402 or ATTN: H0005-087, 1 N. Jefferson Ave, St. Louis, MO 63103.

**Public disclosure:** You may reach FINRA by calling the FINRA BrokerCheck Hotline at (800) 289-9999 or by visiting the FINRA website at [www.finra.org](http://www.finra.org). An investor brochure that includes information describing FINRA BrokerCheck is available from FINRA upon request. A brochure describing the FINRA Pricing of Securities Regulation Public Disclosure Program is also available from the FINRA upon request.

**MSRB disclosure:** A brochure describing the protections available under MSRB rules and how to file a complaint is available at [www.MSRB.org](http://www.MSRB.org).

**Account protection:** Wells Fargo Advisors is a member of the Securities Investor Protection Corporation (SIPC) which protects against the loss of cash and securities held in client accounts of a SIPC member firm in the event of the member's insolvency and liquidation. SIPC coverage is limited to \$500,000 per customer, including up to \$250,000 for cash. For more information on SIPC coverage, please see the explanatory brochure at [www.sipc.org](http://www.sipc.org) or contact SIPC at (202) 371-8300. In addition, Wells Fargo Advisors maintains additional insurance coverage provided through London Underwriters (led by Lloyd's of London Syndicates). This additional insurance policy becomes available to clients if their SIPC limit is exhausted and provides additional protection up to a firm aggregate of \$1 billion, including up to \$1.9 million for cash per client. SIPC does not insure the quality of investments or protect against market losses. SIPC only protects the custody function of their members, which means that SIPC works to restore to clients their securities and cash that are in their accounts when the member firm liquidation begins. Not all investments are protected by SIPC. In general, SIPC does not cover instruments such as unregistered investment contracts, unregistered limited partnerships, fixed annuity contracts, escrow receipts, direct investments, currency, commodities or related contracts, hedge funds and certain other investments.

**Investor education:** Wells Fargo Advisors publishes on its web site [www.wellsfargoadvisors.com](http://www.wellsfargoadvisors.com) information on topics of interest to investors as well as market commentary and economic analysis. Wells Fargo Advisors has also developed numerous investor education guides to provide you with important information regarding the products and services we offer. These guides may be found under the "Our Insights" tab.

**Free credit balances:** Free credit balances are not segregated and may be used by Wells Fargo Advisors in the operation of its business in accordance with applicable laws and regulations. You have the right to receive from us in the course of normal business operations, subject to any open commitments in any of your accounts, any free credit balances to which you are entitled.

**Investment objectives/Risk tolerances:** Please inform us promptly of any material change that might affect your investment objectives, risk tolerances or financial situation, or if you wish to impose or change any reasonable restrictions on the management of your account. A copy of the Investment Advisory Services Disclosure document is available without charge upon request. Please contact the individual denoted on the front of your statement to update your information and to receive a copy of this document.

**Option accounts:** Pursuant to FINRA Rule 2360, option assignment notices are randomly allocated by an automated process amongst all client short option positions that are subject to exercise, including positions established on the day of assignment. Transaction confirmations that were previously furnished to you provides information on commissions and other charges related to your option transaction executions. Details of our random allocation procedures and copies of transaction confirmations are available upon request.





WELLS FARGO Advisors

SNAPSHOT

CAMBRIAN SCHOOL DISTRICT  
CAMBRIAN SITE CAP PROJECT FUND

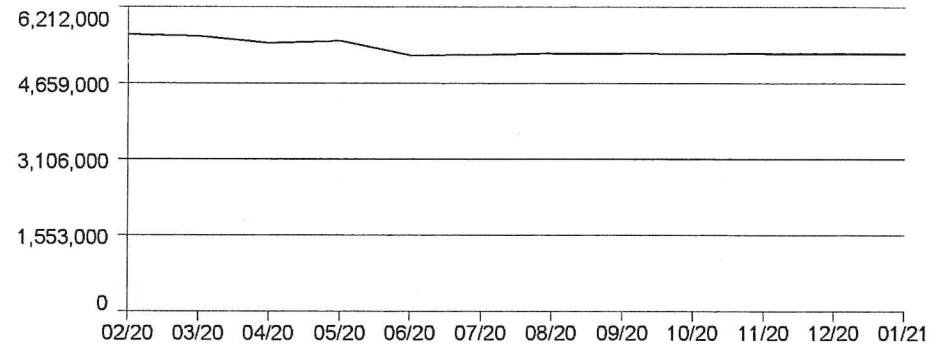
JANUARY 1, 2021 - JANUARY 31, 2021  
ACCOUNT NUMBER:

Progress summary

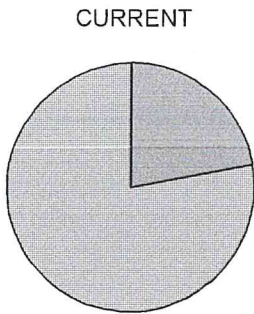
	THIS PERIOD	THIS YEAR
Opening value	\$5,267,736.02	\$5,267,736.02
Cash deposited	0.00	0.00
Securities deposited	0.00	0.00
Cash withdrawn	0.00	0.00
Securities withdrawn	0.00	0.00
Change in value	944.90	944.90
<b>Closing value</b>	<b>\$5,268,680.92</b>	<b>\$5,268,680.92</b>
Estimated accrued interest ^	42,141.47	
<b>Total value (incl. accruals)</b>	<b>\$5,310,822.39</b>	

^ Estimated accrued interest is included for your convenience. The value represents the estimated portion of the interest that would be received upon the sale of your Fixed Income positions. For more information, see the Specific instructions and disclosures page.

Value over time



Portfolio summary



ASSETS	ASSET TYPE	PREVIOUS VALUE ON DEC 31	%	CURRENT VALUE ON JAN 31	%	ESTIMATED ANN. INCOME
	Cash and sweep balances	964,777.42	18.31	1,160,384.17	22.02	116
	Stocks, options & ETFs	0.00	0.00	0.00	0.00	0
	Fixed income securities	4,302,958.60	81.69	4,108,296.75	77.98	132,452
	Mutual funds	0.00	0.00	0.00	0.00	0
	<b>Asset value</b>	<b>\$5,267,736.02</b>	<b>100%</b>	<b>\$5,268,680.92</b>	<b>100%</b>	<b>\$132,568</b>



# SNAPSHOT

CAMBRIAN SCHOOL DISTRICT  
 CAMBRIAN SITE CAP PROJECT FUND

JANUARY 1, 2021 - JANUARY 31, 2021  
 ACCOUNT NUMBER:

## Cash flow summary

	THIS PERIOD	THIS YEAR
Opening value of cash and sweep balances	\$964,777.42	
Income and distributions	9,606.75	9,606.75
Securities sold and redeemed	186,000.00	186,000.00
<b>Net additions to cash</b>	<b>\$195,606.75</b>	<b>\$195,606.75</b>
Net subtractions from cash	\$0.00	\$0.00
Closing value of cash and sweep balances	\$1,160,384.17	

## Income summary \*

	THIS PERIOD	THIS YEAR
TAXABLE Money market/sweep funds	8.87	8.87
Interest	9,597.88	9,597.88
<b>Total taxable income</b>	<b>\$9,606.75</b>	<b>\$9,606.75</b>
<b>Total federally tax-exempt income</b>	<b>\$0.00</b>	<b>\$0.00</b>
<b>Total income</b>	<b>\$9,606.75</b>	<b>\$9,606.75</b>

\* Certain distributions made in the current year are reported as prior year income according to IRS regulations. This may cause a difference between Cash Flow and Income Summary totals.

## Gain/loss summary

	UNREALIZED	THIS PERIOD REALIZED	THIS YEAR REALIZED
Short term (S)	6,986.96	0.00	0.00
Long term (L)	68,027.88	68.14	68.14
<b>Total</b>	<b>\$75,014.84</b>	<b>\$68.14</b>	<b>\$68.14</b>







Advisors

# SNAPSHOT

CAMBRIAN SCHOOL DISTRICT  
CAMBRIAN SITE CAP PROJECT FUND

JANUARY 1, 2021 - JANUARY 31 2021  
ACCOUNT NUMBER:

## Your Financial Advisor

ALAN CRAIG NAGER  
Phone: 916-939-4400 / 877-829-3231

3820 EL DORADO HILLS BOULEVARD  
SUITE 402  
EL DORADO HILLS CA 95762

## Client service information

Client service: 800-266-6263  
Website: www.wellsfargoadvisors.com

## Account profile

Full account name: CAMBRIAN SCHOOL DISTRICT  
CAMBRIAN SITE CAP PROJECT FUND  
Account type: Brokerage Cash Services  
Brokerage account number: 1779-2662  
Brokerage Cash Services number: 9080824828  
Tax status: Non-Profit  
Investment objective/Risk tolerance:\* CONSERVATIVE INCOME  
Time horizon:\* LONG TERM (10+ YEARS)  
Liquidity needs:\* MODERATE  
Cost Basis Election: First in, First out  
Sweep option: WELLS FARGO 100% TREASURY MONEY MARKET

\*For more information, please visit us at: [www.wellsfargoadvisors.com/disclosures](http://www.wellsfargoadvisors.com/disclosures)

## Available funds

Cash	1,474.55
Money market and sweep funds	1,158,909.62
Available for loan	0.00
<b>Your total available funds</b>	<b>\$1,160,384.17</b>

## For your consideration

Go paperless. Accessing your account documents online is easy, secure, and costs nothing. Sign on to [wellsfargoadvisors.com](http://wellsfargoadvisors.com) with your Access Online Username and Password, select **Statements & Docs**, and then click on the **Delivery Preferences** Quick Link. Choose **Electronic Delivery** to go paperless or select specific account documents for electronic delivery. If you do not have a Username and Password, visit [wellsfargoadvisors.com/signup](http://wellsfargoadvisors.com/signup) or call 1-877-879-2495 for enrollment assistance.

## Document delivery status

	Paper	Electronic
Statements:	X	
Trade confirmations:	X	
Tax documents:	X	
Shareholder communications:	X	
Other documents:	X	

CAMBRIAN SCHOOL DISTRICT  
 CAMBRIAN SITE CAP PROJECT FUND

JANUARY 1, 2021 - JANUARY 31, 2021  
 ACCOUNT NUMBER:

**Additional information**

	THIS PERIOD	THIS YEAR
Gross proceeds	186,000.00	186,000.00

**Portfolio detail**

**Cash and Sweep Balances**

Sweep Balances - You have the right, in the course of normal business operations, to withdraw balances in the Bank Deposit Sweep Program(s) or redeem shares of the money market mutual fund used in the sweep, subject to any open commitments in any of your accounts and have the proceeds returned to your accounts or remitted to you. Note, however, that as required by federal banking regulations, the banks in the Bank Deposit Sweep Program(s) reserve the right to require seven days prior notice before permitting a transfer out of the Bank Deposit Sweep Program(s). In addition, the money market mutual funds in the sweep reserve the right to require one or more day's prior notice before permitting withdrawals.

Money Market Mutual Fund - Funds seek to preserve a value at \$1.00 per share, but it is possible to lose money by investing in these funds. Investments in money market funds are not bank deposits and are not insured by the FDIC or any other government agency. They are instead covered by SIPC. Estimated Annual Yield on money market funds, when available, reflects the current estimated yield for the Interest Period dates displayed. For more complete information, including fees, expenses and risks, please request a prospectus from Your Financial Advisor.

DESCRIPTION	% OF ACCOUNT	CURRENT MARKET VALUE	ESTIMATED ANNUAL INCOME	ESTIMATED CURRENT YIELD (%)
Cash	0.03	1,474.55	0.00	N/A
WELLS FARGO 100% TREASURY MONEY MARKET Interest Period 01/01/21 - 01/31/21	22.00	1,158,909.62	116.00	0.01
<b>Total Cash and Sweep Balances</b>	<b>22.02</b>	<b>\$1,160,384.17</b>	<b>\$116.00</b>	







CAMBRIAN SCHOOL DISTRICT  
CAMBRIAN SITE CAP PROJECT FUND

JANUARY 1, 2021 - JANUARY 31, 2021  
ACCOUNT NUMBER:

**Fixed Income Securities**

Corporate and municipal bonds and other fixed income securities are priced by a computerized pricing service or, for less actively traded issues, by utilizing a yield-based matrix system to arrive at an estimated market value.

**Corporate Bonds**

DESCRIPTION	% OF ACCOUNT	QUANTITY	ADJ PRICE/ ORIG PRICE	ADJ COST/ ORIG COST	CURRENT PRICE	CURRENT MARKET VALUE	UNREALIZED GAIN/LOSS	ESTIMATED		
								ACCRUED INTEREST	ANNUAL INCOME	ANNUAL YIELD (%)
WELLS FARGO & CO ^ SR UNSECURED CPN 2.500% DUE 03/04/21 DTD 03/04/16 FC 09/04/16 Moody A2 , S&P BBB+ CUSIP 949746RS2 Acquired 09/10/18 L	0.82	43,000	98.85	42,512.50	100.1940	43,083.42	570.92	438.96	1,075	2.49
BANK OF NY MELLON CORP SR UNSECURED CALLABLE CPN 2.500% DUE 04/15/21 DTD 02/19/16 FC 10/15/16 CALL 03/15/21 @ 100.000 Moody A1 , S&P A CUSIP 06406FAA1 Acquired 07/13/18 L	1.05	55,000	98.92	54,415.20	100.2770	55,152.35	737.15	404.86	1,375	2.49
APPLE INC SR UNSECURED CPN 2.850% DUE 05/06/21 DTD 05/06/14 FC 11/06/14 Moody AA1 , S&P AA+ CUSIP 037833AR1 Acquired 05/16/18 L	1.15	60,000	100.04 100.48	60,027.36 60,297.40	100.7120	60,427.20	399.84	403.75	1,710	2.82
CHEVRON CORP SR UNSECURED CPN 2.100% DUE 05/16/21 DTD 05/16/16 FC 11/16/16 CALL 04/16/21 @ 100.000 Moody AA2 , S&P AA CUSIP 166764BG4 Acquired 04/30/18 L	1.91	100,000	98.45	98,465.00	100.3810	100,381.00	1,916.00	437.50	2,100	2.09

CAMBRIAN SCHOOL DISTRICT  
 CAMBRIAN SITE CAP PROJECT FUND

JANUARY 1, 2021 - JANUARY 31, 2021  
 ACCOUNT NUMBER:

**Fixed Income Securities**

**Corporate Bonds continued**

DESCRIPTION	% OF ACCOUNT	QUANTITY	ADJ PRICE/ ORIG PRICE	ADJ COST/ ORIG COST	CURRENT PRICE	CURRENT MARKET VALUE	UNREALIZED GAIN/LOSS	ESTIMATED		
								ACCRUED INTEREST	ANNUAL INCOME	ANNUAL YIELD (%)
SOUTHERN CAL EDISON 1ST MORTGAGE CALLABLE CPN 3.875% DUE 06/01/21 DTD 05/17/11 FC 12/01/11 CALL 03/01/21 @ 100.000 Moody A3 , S&P A- CUSIP 842400FR9 Acquired 07/16/18 L	1.20	63,000	100.08 102.63	63,053.54 64,664.53	100.2670	63,168.21	114.67	406.88	2,441	3.86
PACIFICORP 1ST MORTGAGE CALLABLE CPN 3.850% DUE 06/15/21 DTD 05/12/11 FC 12/15/11 CALL 03/15/21 @ 100.000 Moody A1 , S&P A+ CUSIP 695114CM8 Acquired 08/02/18 L	0.95	50,000	100.12 102.63	50,062.68 51,323.00	100.4460	50,223.00	160.32	245.97	1,925	3.83
JOHN DEERE CAPITAL CORP CORENOTES MEDIUM TERM NOTE CPN 3.125% DUE 09/10/21 DTD 09/10/18 FC 03/10/19 Moody A2 , S&P A CUSIP 24422EUK3 Acquired 10/01/18 L	0.97	50,000	100.11 100.54	50,059.64 50,278.00	101.7600	50,880.00	820.36	611.98	1,563	3.07
SIMON PROPERTY GRP LP SR UNSECURED CALLABLE CPN 2.350% DUE 01/30/22 DTD 11/23/16 FC 07/30/17 CALL 10/30/21 @ 100.000 Moody A3 , S&P A CUSIP 828807DA2 Acquired 01/15/19 L	0.77	40,000	98.43	39,380.20	101.4920	40,596.80	1,216.60	2.61	940	2.31







CAMBRIAN SCHOOL DISTRICT  
CAMBRIAN SITE CAP PROJECT FUND

JANUARY 1, 2021 - JANUARY 31, 2021  
ACCOUNT NUMBER: -----

**Fixed Income Securities**  
**Corporate Bonds continued**

DESCRIPTION	% OF ACCOUNT	QUANTITY	ADJ PRICE/ ORIG PRICE	ADJ COST/ ORIG COST	CURRENT PRICE	CURRENT MARKET VALUE	UNREALIZED GAIN/LOSS	ESTIMATED		
								ACCRUED INTEREST	ANNUAL INCOME	ANNUAL YIELD (%)
BOEING CO SR UNSECURED CALLABLE CPN 2.125% DUE 03/01/22 DTD 02/16/17 FC 09/01/17 CALL 02/01/22 @ 100.000 Moody BAA2 , S&P BBB- CUSIP 097023BT1 Acquired 04/01/19 L	1.45	75,000	99.19	74,402.50	101.5230	76,142.25	1,739.75	664.06	1,594	2.09
WELLS FARGO & COMPANY SENIOR NOTES CPN 3.500% DUE 03/08/22 DTD 03/08/12 FC 09/08/12 Moody A2 , S&P BBB+ CUSIP 94974BFC9 Acquired 04/22/19 L	0.39	20,000	100.85 102.13	20,170.55 20,433.60	103.5030	20,700.60	530.05	278.06	700	3.38
OCCIDENTAL PETROLEUM COR SR UNSECURED CALLABLE CPN 2.600% DUE 04/15/22 DTD 04/04/16 FC 10/15/16 CALL 03/15/22 @ 100.000 Moody BA2 , S&P BB- CUSIP 674599CK9 Acquired 07/16/19 L	0.47	25,000	100.36 100.82	25,091.77 25,214.00	99.2500	24,812.50	-279.27	191.39	650	2.61
BB&T CORPORATION MEDIUM TERM NOTE CALLABLE CPN 3.050% DUE 06/20/22 DTD 03/18/19 FC 06/20/19 CALL 05/20/22 @ 100.000 Moody A3 , S&P A- CUSIP 05531FBG7 Acquired 03/14/19 L	0.30	15,000	100.49 101.12	15,073.68 15,175.30	103.6470	15,547.05	473.37	52.10	458	2.94

CAMBRIAN SCHOOL DISTRICT  
 CAMBRIAN SITE CAP PROJECT FUND

JANUARY 1, 2021 - JANUARY 31 2021  
 ACCOUNT NUMBER:

**Fixed Income Securities**

**Corporate Bonds continued**

DESCRIPTION	% OF ACCOUNT	QUANTITY	ADJ PRICE/ ORIG PRICE	ADJ COST/ ORIG COST	CURRENT PRICE	CURRENT MARKET VALUE	UNREALIZED GAIN/LOSS	ESTIMATED		
								ACCRUED INTEREST	ANNUAL INCOME	ANNUAL YIELD (%)
NATIONAL RURAL UTIL COOP INTERNOTES CPN 2.500% DUE 07/15/22 DTD 07/27/17 FC 08/15/17 Moody A2 , S&P A CUSIP 63743FE51 Acquired 02/10/20 S	0.19	10,000	101.46 102.35	10,146.83 10,242.90	102.4880	10,248.80	101.97	11.11	250	2.43
NATL RURAL UTIL COOP FIN CORP INTERNOTES MEDIUM TERM NOTE CPN 3.000% DUE 07/15/22 DTD 04/03/14 FC 05/15/14 Moody A2 , S&P A CUSIP 63743FSY3 Acquired 02/10/20 S	0.49	25,000	102.09 103.43	25,523.52 25,865.75	103.2280	25,807.00	283.48	33.33	750	2.90
WELLS FARGO & CO SR UNSECURED CPN 2.625% DUE 07/22/22 DTD 07/24/17 FC 01/22/18 Moody A2 , S&P BBB+ CUSIP 95000U2B8 Acquired 02/19/19 L	0.79	40,000	99.05	39,629.40	103.4450	41,378.00	1,748.60	26.25	1,050	2.53
CELGENE CORP SR UNSECURED CALLABLE CPN 3.550% DUE 08/15/22 DTD 08/12/15 FC 02/15/16 Moody WR , S&P A+ CUSIP 151020AR5 Acquired 02/04/20 S	0.79	40,000	103.10 105.03	41,240.29 42,020.20	104.6410	41,856.40	616.11	654.78	1,420	3.39







CAMBRIAN SCHOOL DISTRICT  
CAMBRIAN SITE CAP PROJECT FUND

JANUARY 1, 2021 - JANUARY 31 2021  
ACCOUNT NUMBER:

**Fixed Income Securities**

**Corporate Bonds continued**

DESCRIPTION	% OF ACCOUNT	QUANTITY	ADJ PRICE/ ORIG PRICE	ADJ COST/ ORIG COST	CURRENT PRICE	CURRENT MARKET VALUE	UNREALIZED GAIN/LOSS	ESTIMATED		
								ACCRUED INTEREST	ANNUAL INCOME	ANNUAL YIELD (%)
JPMORGAN CHASE & CO SR UNSECURED CPN 3.250% DUE 09/23/22 DTD 09/24/12 FC 03/23/13 Moody A2 , S&P A- CUSIP 46625HJE1 Acquired 07/16/19 L	1.00	50,000	101.66 103.15	50,832.28 51,582.50	104.8900	52,445.00	1,612.72	577.78	1,625	3.09
JOHN DEERE CAPITAL CORP SR UNSECURED CPN 2.750% DUE 10/15/22 DTD 10/29/15 FC 04/15/16 Moody A2 , S&P A CUSIP 24424CBT7 Acquired 07/22/19 L	0.35	18,000	100.98 101.78	18,176.85 18,328.84	103.1070	18,559.26	382.41	145.75	495	2.66
ENTERGY LOUISIANA LLC 1ST MTG CALLABLE CPN 3.300% DUE 12/01/22 DTD 12/04/12 FC 06/01/13 CALL 09/01/22 @ 100.000 Moody A2 , S&P A CUSIP 29364WAR9 Acquired 02/18/20 S	1.09	55,000	102.75 104.35	56,513.46 57,403.35	104.6940	57,581.70	1,068.24	302.50	1,815	3.15
BANK OF AMERICA CORP MEDIUM TERM NOTES CPN 3.300% DUE 01/11/23 DTD 01/11/13 FC 07/11/13 Moody A2 , S&P A- CUSIP 06051GEU9 Acquired 07/18/19 L		50,000	102.09 103.66	51,047.22 51,838.00		52,889.00	1,841.78			
Acquired 02/06/20 S		25,000	103.32 104.93	25,832.17 26,240.00		26,444.50	612.33			
<b>Total</b>	<b>1.51</b>	<b>75,000</b>	<b>\$102.50 \$104.10</b>	<b>\$76,879.39 \$78,078.00</b>	<b>105.7780</b>	<b>\$79,333.50</b>	<b>\$2,454.11</b>	<b>\$137.50</b>	<b>\$2,475</b>	<b>3.12</b>

CAMBRIAN SCHOOL DISTRICT  
 CAMBRIAN SITE CAP PROJECT FUND

JANUARY 1, 2021 - JANUARY 31 2021  
 ACCOUNT NUMBER:

**Fixed Income Securities**  
**Corporate Bonds continued**

DESCRIPTION	% OF ACCOUNT	QUANTITY	ADJ PRICE/ ORIG PRICE	ADJ COST/ ORIG COST	CURRENT PRICE	CURRENT MARKET VALUE	UNREALIZED GAIN/LOSS	ESTIMATED		
								ACCRUED INTEREST	ANNUAL INCOME	ANNUAL YIELD (%)
QUALCOMM INC SR UNSECURED CALLABLE CPN 2.600% DUE 01/30/23 DTD 05/26/17 FC 01/30/18 CALL 12/30/22 @ 100.000 Moody A2, S&P A- CUSIP 747525AR4 Acquired 07/19/19 L		17,000	100.67	17,114.86		17,723.01	608.15			
Acquired 08/07/19 L		50,000	101.15 101.12 101.95	17,202.67 50,564.71 50,986.50		52,126.50	1,561.79			
<b>Total</b>	<b>1.33</b>	<b>67,000</b>	<b>\$101.01</b> <b>\$101.77</b>	<b>\$67,679.57</b> <b>\$68,189.17</b>	<b>104.2530</b>	<b>\$69,849.51</b>	<b>\$2,169.94</b>	<b>\$4.84</b>	<b>\$1,742</b>	<b>2.49</b>
BOEING CO SR UNSECURED CALLABLE CPN 1.875% DUE 06/15/23 DTD 05/18/16 FC 12/15/16 CALL 04/15/23 @ 100.000 Moody BAA2, S&P BBB- CUSIP 097023BQ7 Acquired 08/06/19 L	0.58	30,000	99.51	29,860.90	102.1430	30,642.90	782.00	71.88	563	1.83
<b>Total Corporate Bonds</b>	<b>19.53</b>	<b>1,006,000</b>		<b>\$1,009,197.11</b> <b>\$1,017,762.24</b>		<b>\$1,028,816.45</b>	<b>\$19,619.34</b>	<b>\$6,103.84</b>	<b>\$28,715</b>	<b>2.79</b>

^ Denotes bonds with a maturity date in the next 60 days. Please contact us for further investment opportunities or any assistance.







CAMBRIAN SCHOOL DISTRICT  
CAMBRIAN SITE CAP PROJECT FUND

JANUARY 1, 2021 - JANUARY 31, 2021  
ACCOUNT NUMBER:

**Fixed Income Securities**

**Taxable Municipal Bonds**

DESCRIPTION	% OF ACCOUNT	QUANTITY	ADJ PRICE/ ORIG PRICE	ADJ COST/ ORIG COST	CURRENT PRICE	CURRENT MARKET VALUE	UNREALIZED GAIN/LOSS	ESTIMATED		
								ACCRUED INTEREST	ANNUAL INCOME	ANNUAL YIELD (%)
SAN FRANCISCO CA CITY & ^ CNTY REDEV FING AUTH TAX ALLOC REV TXBL-OID-B/E CPN 8.375% DUE 08/01/26 DTD 03/18/11 FC 08/01/11 PRE 02/01/21 @ 100.000 Moody AA3 , S&P AA CUSIP 79771PZ40 Acquired 05/15/19 L	0.85	45,000	100.00 109.90	45,000.00 49,465.15	100.0000	45,000.00	0.00	1,884.38	3,769	8.37
UNIVERSITY CA REVS TXBL GEN SER AG B/E TXBL CPN 2.300% DUE 05/15/21 DTD 03/14/13 FC 11/15/13 Moody AA2 , S&P AA CUSIP 91412GQC2 Acquired 10/02/17 L		20,000	100.11 101.39	20,023.50 20,285.40		20,118.80	95.30			
Acquired 08/17/18 L		20,000	98.89	19,786.00		20,118.80	332.80			
Acquired 10/01/19 L		40,000	100.18 100.99	40,073.32 40,406.20		40,237.60	164.28			
<b>Total</b>	<b>1.53</b>	<b>80,000</b>	<b>\$99.85</b> <b>\$100.59</b>	<b>\$79,882.82</b> <b>\$80,477.60</b>	<b>100.5940</b>	<b>\$80,475.20</b>	<b>\$592.38</b>	<b>\$388.44</b>	<b>\$1,840</b>	<b>2.29</b>
UNIVERSITY CA REVS RFDG TXBL LTD PROJ SER J B/E TXBL CPN 2.676% DUE 05/15/21 DTD 03/25/15 FC 11/15/15 Moody AA3 , S&P AA- CUSIP 91412GXL4 Acquired 05/01/18 L	1.15	60,000	99.98	59,999.20	100.6900	60,414.00	414.80	338.96	1,606	2.65

CAMBRIAN SCHOOL DISTRICT  
 CAMBRIAN SITE CAP PROJECT FUND

JANUARY 1, 2021 - JANUARY 31, 2021  
 ACCOUNT NUMBER:

**Fixed Income Securities**

**Taxable Municipal Bonds continued**

DESCRIPTION	% OF ACCOUNT	QUANTITY	ADJ PRICE/ ORIG PRICE	ADJ COST/ ORIG COST	CURRENT PRICE	CURRENT MARKET VALUE	UNREALIZED GAIN/LOSS	ESTIMATED		
								ACCRUED INTEREST	ANNUAL INCOME	ANNUAL YIELD (%)
HAWTHORNE CA PENSION OBLIG TXBL BDS 2019 REV B/E TXBL CPN 2.115% DUE 06/01/21 DTD 10/08/19 FC 06/01/20 Moody A2 , S&P AA- CUSIP 420514AC5 Acquired 04/02/20 S	0.95	50,000	99.34	49,681.50	100.5370	50,268.50	587.00	176.25	1,058	2.10
BURBANK GLENDALE PASADENA ARPT AUTH CA ARPT REV TXBL SER B B1E CPN 4.128% DUE 07/01/21 DTD 05/10/12 FC 07/01/12 Moody A2 , S&P A CUSIP 120827DA5 Acquired 07/06/18 L		15,000	100.46	15,069.77		15,153.00	83.23			
Acquired 11/20/19 L		10,000	103.15	15,480.25		10,102.00	1.01			
			101.00	10,100.99						
			103.79	10,386.10						
<b>Total</b>	<b>0.48</b>	<b>25,000</b>	<b>\$100.68</b>	<b>\$25,170.76</b>	<b>101.0200</b>	<b>\$25,255.00</b>	<b>\$84.24</b>	<b>\$86.00</b>	<b>\$1,032</b>	<b>4.09</b>
			<b>\$103.46</b>	<b>\$25,866.35</b>						
ACALANES CA UN HIGH SCH DIST RFDG TXBL 2015 CROSSOVER B G/O UNLTD CPN 2.750% DUE 08/01/21 DTD 10/02/12 FC 02/01/13 Moody AA1 , S&P AA CUSIP 004284ZX6 Acquired 08/01/18 L		50,000	100.01	50,007.52		50,579.00	571.48			
Acquired 08/01/18 L		25,000	100.07	50,043.50		25,289.50	285.14			
			100.01	25,004.36						
			100.07	25,025.25						
<b>Total</b>	<b>1.44</b>	<b>75,000</b>	<b>\$100.01</b>	<b>\$75,011.88</b>	<b>101.1580</b>	<b>\$75,868.50</b>	<b>\$856.62</b>	<b>\$1,031.25</b>	<b>\$2,063</b>	<b>2.72</b>
			<b>\$100.09</b>	<b>\$75,068.75</b>						





CAMBRIAN SCHOOL DISTRICT  
CAMBRIAN SITE CAP PROJECT FUND

JANUARY 1, 2021 - JANUARY 31, 2021  
ACCOUNT NUMBER:

Fixed Income Securities

Taxable Municipal Bonds continued

DESCRIPTION	% OF ACCOUNT	QUANTITY	ADJ PRICE/ ORIG PRICE	ADJ COST/ ORIG COST	CURRENT PRICE	CURRENT MARKET VALUE	UNREALIZED GAIN/LOSS	ESTIMATED		
								ACCRUED INTEREST	ANNUAL INCOME	ANNUAL YIELD (%)
CALIFORNIA HSG FIN AGY REV TXBL HM MTG SER A B/E TXBL CPN 2.512% DUE 08/01/21 DTD 06/29/17 FC 02/01/18 Moody AA3 , S&P AA CUSIP 13034PZH3 Acquired 10/24/19 L	0.19	10,000	100.45 101.50	10,045.19 10,157.20	100.9000	10,090.00	44.81	125.60	251	2.48
CARLSBAD CA UNI S/D TXBL 2006 ELEC QUALIFIED SCH CONSTRUCTION BDS G/O CPN 4.584% DUE 08/01/21 DTD 06/21/11 FC 02/01/12 Moody AA1 , S&P AA CUSIP 142665DH8 Acquired 03/02/18 L		40,000	100.95 106.21	40,380.57 42,492.60		40,827.60	447.03			
Acquired 10/15/19 L		10,000	101.46 105.12	10,146.83 10,519.70		10,206.90	60.07			
<b>Total</b>	<b>0.97</b>	<b>50,000</b>	<b>\$101.05</b> <b>\$106.02</b>	<b>\$50,527.40</b> <b>\$53,012.30</b>	<b>102.0690</b>	<b>\$51,034.50</b>	<b>\$507.10</b>	<b>\$1,146.00</b>	<b>\$2,292</b>	<b>4.49</b>
CONTRA COSTA CNTY CA FIRE DIST TAXABLE PENSION OBLIG B/E MBIA CPN 5.040% DUE 08/01/21 DTD 07/28/05 FC 02/01/06 Moody A2 , S&P AA CUSIP 21224RAR7 Acquired 08/21/18 L	0.29	15,000	101.17 106.64	15,176.41 16,004.05	102.2740	15,341.10	164.69	378.00	756	4.92



CAMBRIAN SCHOOL DISTRICT  
 CAMBRIAN SITE CAP PROJECT FUND

JANUARY 1, 2021 - JANUARY 31, 2021  
 ACCOUNT NUMBER:

**Fixed Income Securities**

**Taxable Municipal Bonds continued**

DESCRIPTION	% OF ACCOUNT	QUANTITY	ADJ PRICE/ ORIG PRICE	ADJ COST/ ORIG COST	CURRENT PRICE	CURRENT MARKET VALUE	UNREALIZED GAIN/LOSS	ESTIMATED		
								ACCRUED INTEREST	ANNUAL INCOME	ANNUAL YIELD (%)
FRESNO CA UNI SCH DIST RFDG TXBL SER B B/E G/O UNLTD OID AGM CPN 3.500% DUE 08/01/21 DTD 08/01/12 FC 02/01/13 Moody AA3 , S&P AA CUSIP 358232R32 Acquired 08/01/18 L	0.19	10,000	100.32 101.81	10,032.58 10,188.40	101.6720	10,167.20	134.62	175.00	350	3.44
LONG BCH CA UNI SCH DIST TAXABLE ELECTION 2008 SER B 1 G/O B/E TXBL CPN 5.314% DUE 08/01/21 DTD 05/03/11 FC 08/01/11 Moody AA2 , S&P AA- CUSIP 542433NC7 Acquired 03/04/19 L	0.78	40,000	101.17 105.50	40,471.97 42,205.60	102.4100	40,964.00	492.03	1,062.80	2,126	5.18
LOS ANGLS CNTY CA PUB RV WKS FIN ATH LSE REF TXBL MLTPL CAP PJS I SR B BAB CPN 5.841% DUE 08/01/21 DTD 11/23/10 FC 08/01/11 Moody AA2 , S&P AA+ CUSIP 54473ENQ3 Acquired 07/01/19 L	0.49	25,000	101.84 107.49	25,460.32 26,881.00	102.7590	25,689.75	229.43	730.13	1,460	5.68
NORTH ORANGE CNTY CA CMNTY CLLG DIST GO RFDG BDS 2013 G/O B/E TXBL CPN 2.402% DUE 08/01/21 DTD 02/14/13 FC 08/01/13 Moody AA1 , S&P AA+ CUSIP 661334DV1 Acquired 10/07/19 L	0.58	30,000	100.40 101.42	30,121.21 30,434.20	100.9860	30,295.80	174.59	360.30	721	2.37





CAMBRIAN SCHOOL DISTRICT  
CAMBRIAN SITE CAP PROJECT FUND

JANUARY 1, 2021 - JANUARY 31, 2021  
ACCOUNT NUMBER:

**Fixed Income Securities**

**Taxable Municipal Bonds continued**

DESCRIPTION	% OF ACCOUNT	QUANTITY	ADJ PRICE/ ORIG PRICE	ADJ COST/ ORIG COST	CURRENT PRICE	CURRENT MARKET VALUE	UNREALIZED GAIN/LOSS	ESTIMATED		
								ACCRUED INTEREST	ANNUAL INCOME	ANNUAL YIELD (%)
PLACENTIA YORBA LINDA CA UNI S/D TXBL ELEC 2008 E G/O OID QLFD SCH CONSTR CPN 5.400% DUE 08/01/21 DTD 04/12/11 FC 02/01/12 Moody AA3 , S&P AA- CUSIP 725894KK4 Acquired 06/15/18 L	0.49	25,000	101.26 107.58	25,316.81 26,903.25	102.4630	25,615.75	298.94	675.00	1,350	5.27
SACRAMENTO CA PENSION OBLG RFDG TAXABLE SER A REV B/E AGM TXBL CPN 6.120% DUE 08/01/21 DTD 09/28/11 FC 02/01/12 Moody A2 , S&P AA CUSIP 786056BC4 Acquired 08/01/18 L		20,000	101.63	20,326.40		20,553.80	227.40			
Acquired 11/05/18 L		40,000	109.40 101.41	21,888.40 40,565.56		41,107.60	542.04			
Acquired 03/08/19 L		15,000	107.43 101.69	42,981.00 15,254.72		15,415.35	160.63			
Acquired 08/26/19 L		15,000	107.85 102.15	16,185.10 15,323.59		15,415.35	91.76			
Acquired 10/01/19 L		30,000	108.15 102.11	16,230.10 30,635.36		30,830.70	195.34			
Acquired 10/09/19 L		10,000	107.62 101.96	32,293.60 10,196.77		10,276.90	80.13			
Acquired 03/02/20 S		15,000	106.93 102.30 106.40	10,700.40 15,345.86 15,967.45		15,415.35	69.49			
<b>Total</b>	<b>2.83</b>	<b>145,000</b>	<b>\$101.82</b> <b>\$107.75</b>	<b>\$147,648.26</b> <b>\$156,246.05</b>	<b>102.7690</b>	<b>\$149,015.05</b>	<b>\$1,366.79</b>	<b>\$4,437.00</b>	<b>\$8,874</b>	<b>5.96</b>

CAMBRIAN SCHOOL DISTRICT  
CAMBRIAN SITE CAP PROJECT FUND

JANUARY 1, 2021 - JANUARY 31, 2021  
ACCOUNT NUMBER:

**Fixed Income Securities**

**Taxable Municipal Bonds continued**

DESCRIPTION	% OF ACCOUNT	QUANTITY	ADJ PRICE/ ORIG PRICE	ADJ COST/ ORIG COST	CURRENT PRICE	CURRENT MARKET VALUE	UNREALIZED GAIN/LOSS	ESTIMATED		
								ACCRUED INTEREST	ANNUAL INCOME	ANNUAL YIELD (%)
TORRANCE CA UNI S/D TXBL ELEC 2008 SER B QUALIFD SCH CONSTR BDS G/O CPN 5.520% DUE 08/01/21 DTD 04/14/11 FC 08/01/11 Moody AA2 , S&P AA- CUSIP 891381H40 Acquired 03/07/19 L										
	0.19	10,000	101.42 106.56	10,142.28 10,663.00	102.5130	10,251.30	109.02	276.00	552	5.38
RIVERSIDE CA WTR REV SER B BUILD AMER BDS DIRECT PMT B/E OID TXBL CPN 5.125% DUE 10/01/21 DTD 12/22/09 FC 04/01/10 Moody AA2 , S&P AAA CUSIP 769076UC2 Acquired 08/14/18 L										
	0.78	40,000	101.59 107.21	40,637.22 42,893.00	103.1410	41,256.40	619.18	683.33	2,050	4.96
SACRAMENTO CA AREA FLOOD CTL AGY CONS CAP ASSMNT BDS 2016B REV B/E TXBL CPN 2.424% DUE 10/01/21 DTD 12/07/16 FC 04/01/17 Moody AA3 , S&P AA CUSIP 785840JU4 Acquired 03/07/18 L Acquired 06/04/19 L										
		50,000	98.67	49,345.00		50,679.50	1,334.50			
		40,000	100.10 100.34	40,043.06 40,146.60		40,543.60	500.54			
<b>Total</b>	<b>1.73</b>	<b>90,000</b>	<b>\$99.32</b> <b>\$99.43</b>	<b>\$89,388.06</b> <b>\$89,491.60</b>	<b>101.3590</b>	<b>\$91,223.10</b>	<b>\$1,835.04</b>	<b>\$727.20</b>	<b>\$2,182</b>	<b>2.39</b>
CALIFORNIA ST TAXABLE BUILD AMER BDS OID B/E CPN 5.700% DUE 11/01/21 DTD 12/01/10 FC 05/01/11 Moody AA2 , S&P AA- CUSIP 13063BJA1 Acquired 08/06/18 L										
		50,000	102.15 108.97	51,079.14 54,496.50		52,062.00	982.86			







CAMBRIAN SCHOOL DISTRICT  
CAMBRIAN SITE CAP PROJECT FUND

JANUARY 1, 2021 - JANUARY 31, 2021  
ACCOUNT NUMBER:

**Fixed Income Securities**

**Taxable Municipal Bonds continued**

DESCRIPTION	% OF ACCOUNT	QUANTITY	ADJ PRICE/ ORIG PRICE	ADJ COST/ ORIG COST	CURRENT PRICE	CURRENT MARKET VALUE	UNREALIZED GAIN/LOSS	ESTIMATED		
								ACCRUED INTEREST	ANNUAL INCOME	ANNUAL YIELD (%)
Acquired 08/07/18 L		10,000	102.15	10,215.31		10,412.40	197.09			
Acquired 10/02/19 L		50,000	102.90	51,454.12		52,062.00	607.88			
Acquired 10/08/19 L		10,000	103.03	10,303.43		10,412.40	108.97			
Acquired 01/27/20 L		15,000	103.10	15,465.36		15,618.60	153.24			
<b>Total</b>	<b>2.67</b>	<b>135,000</b>	<b>\$102.60</b>	<b>\$138,517.36</b>	<b>104.1240</b>	<b>\$140,567.40</b>	<b>\$2,050.04</b>	<b>\$1,923.75</b>	<b>\$7,695</b>	<b>5.47</b>
<hr/>										
CALIFORNIA ST UNIV REV REV BDS 2015B B/E TXBL CPN 2.605% DUE 11/01/21 DTD 08/05/15 FC 11/01/15 Moody AA2 , S&P AA- CUSIP 13077CT53		15,000	99.13	14,877.85	101.7690	15,265.35	387.50	97.69	391	2.55
OAKLAND CA PENSION OBLIG RFDG TXBL REV B/E OID TXBL CPN 3.800% DUE 12/15/21 DTD 07/30/12 FC 12/15/12 Moody AA2 , S&P AA CUSIP 672319CC2	0.49	25,000	101.10 103.20	25,275.64 25,809.25	102.9060	25,726.50	450.86	121.39	950	3.69
INDUSTRY CA SALES TAX REV RFDG TXBL SR SER A B/E AGM OID TXBL CPN 3.000% DUE 01/01/22 DTD 12/03/15 FC 07/01/16 Moody A1 , S&P AA CUSIP 45656RCM2	0.48	25,000	101.11 101.96	25,278.37 25,498.50	102.2050	25,551.25	272.88	62.50	750	2.93

CAMBRIAN SCHOOL DISTRICT  
 CAMBRIAN SITE CAP PROJECT FUND

JANUARY 1, 2021 - JANUARY 31 2021  
 ACCOUNT NUMBER:

**Fixed Income Securities**

**Taxable Municipal Bonds continued**

DESCRIPTION	% OF ACCOUNT	QUANTITY	ADJ PRICE/ ORIG PRICE	ADJ COST/ ORIG COST	CURRENT PRICE	CURRENT MARKET VALUE	UNREALIZED GAIN/LOSS	ESTIMATED		
								ACCRUED INTEREST	ANNUAL INCOME	ANNUAL YIELD (%)
WALNUT CA ENERGY CTR AUTH REV TAXABLE RFDG SER B B/E OLD TXBL CPN 5.350% DUE 01/01/22 DTD 06/03/10 FC 01/01/11 Moody A2 , S&P AA- CUSIP 93265PBU2 Acquired 04/30/20 S	0.49	25,000	103.16 105.65	25,790.80 26,420.75	103.7620	25,940.50	149.70	111.46	1,338	5.15
SAN BERNARDINO CA CITY UNI SD CTF PARTN TXBL QUALIFIED SCH REV CPN 7.903% DUE 02/01/22 DTD 03/24/11 FC 08/01/11 Moody A2 , S&P AA CUSIP 796714DE0 Acquired 11/21/19 L	0.41	20,000	105.84 112.58	21,169.67 22,523.60	106.8440	21,368.80	199.13	790.30	1,581	7.39
CALIFORNIA ST FOR PREVIOUS ISSUES SEE 13063A TAXABLE VAR PURP CPN 6.650% DUE 03/01/22 DTD 04/01/10 FC 09/01/10 Moody AA2 , S&P AA- CUSIP 13063BFS6 Acquired 03/05/18 L	0.59	30,000	103.94 113.90	31,183.79 34,177.30	103.6680	31,100.40	-83.39	831.25	1,995	6.41
CALIFORNIA ST DPT WTR RES PWR SUPPLY REV TXBL SER P B/E TXBL CPN 2.000% DUE 05/01/22 DTD 09/28/16 FC 05/01/17 Moody WR , S&P AA+ CUSIP 13066YTZ2 Acquired 01/02/19 L	0.48	25,000	96.82	24,213.50	102.2110	25,552.75	1,339.25	125.00	500	1.95





CAMBRIAN SCHOOL DISTRICT  
CAMBRIAN SITE CAP PROJECT FUND

JANUARY 1, 2021 - JANUARY 31, 2021  
ACCOUNT NUMBER:

**Fixed Income Securities**

**Taxable Municipal Bonds continued**

DESCRIPTION	% OF ACCOUNT	QUANTITY	ADJ PRICE/ ORIG PRICE	ADJ COST/ ORIG COST	CURRENT PRICE	CURRENT MARKET VALUE	UNREALIZED GAIN/LOSS	ESTIMATED		
								ACCRUED INTEREST	ANNUAL INCOME	ANNUAL YIELD (%)
UNIVERSITY CA REVS FOR PREVIOUS ISSUES SEE 91 412F TXBL GEN REV BDS CPN 2.382% DUE 05/15/22 DTD 05/18/17 FC 11/15/17 Moody AA2 , S&P AA CUSIP 91412GT21 Acquired 10/30/19 L	0.68	35,000	100.96 101.85	35,336.27 35,655.90	102.6900	35,941.50	605.23	176.00	834	2.31
UNIVERSITY CA REVS RFDG TXBL GEN SER AJ B/E TXBL CPN 3.439% DUE 05/15/22 DTD 10/02/13 FC 05/15/14 Moody AA2 , S&P AA CUSIP 91412GTD7 Acquired 03/31/20 S	0.20	10,000	101.70 102.70	10,170.17 10,277.40	104.0460	10,404.60	234.43	72.60	344	3.30
UNIVERSITY CA REVS LTD PROJ SER F BABS ISSUER SUBSIDY B/E TXBL CPN 4.650% DUE 05/15/22 DTD 09/30/10 FC 05/15/11 Moody AA3 , S&P AA- CUSIP 91412GDW2 Acquired 01/29/20 L	0.70	35,000	103.96 106.97	36,388.65 37,447.55	105.5320	36,936.20	547.55	343.58	1,628	4.40
TULARE CNTY CA PENSION OBLIG TXBL PENSION OBLI BDS 2018 REV B/E TXBL CPN 3.198% DUE 06/01/22 DTD 06/25/18 FC 12/01/18 Moody A1 , S&P AA- CUSIP 899154AU2 Acquired 05/20/19 L	0.79	40,000	101.15 102.56	40,463.85 41,032.60	103.4290	41,371.60	907.75	213.20	1,279	3.09



CAMBRIAN SCHOOL DISTRICT  
 CAMBRIAN SITE CAP PROJECT FUND

JANUARY 1, 2021 - JANUARY 31, 2021  
 ACCOUNT NUMBER:

**Fixed Income Securities**

**Taxable Municipal Bonds continued**

DESCRIPTION	% OF ACCOUNT	QUANTITY	ADJ PRICE/ ORIG PRICE	ADJ COST/ ORIG COST	CURRENT PRICE	CURRENT MARKET VALUE	UNREALIZED GAIN/LOSS	ESTIMATED		
								ACCRUED INTEREST	ANNUAL INCOME	ANNUAL YIELD (%)
ANAHEIM CA CITY SCH DIST GO RFDG BDS 2014B G/O B/E TXBL CPN 3.605% DUE 08/01/22 DTD 03/26/14 FC 08/01/14 Moody AA3 , S&P AA- CUSIP 03254CGF1 Acquired 10/17/19 L		50,000	102.80	51,401.98		52,397.00	995.02			
Acquired 10/21/19 L		25,000	105.12 102.78 105.05	52,567.50 25,695.72 26,271.50		26,198.50	502.78			
<b>Total</b>	<b>1.49</b>	<b>75,000</b>	<b>\$102.79</b> <b>\$105.11</b>	<b>\$77,097.70</b> <b>\$78,839.00</b>	<b>104.7940</b>	<b>\$78,595.50</b>	<b>\$1,497.80</b>	<b>\$1,351.88</b>	<b>\$2,704</b>	<b>3.44</b>
CHAFFEY CA JT UN HIGH SCH DIST RFDG TXBL G/O B/E TXBL CPN 3.437% DUE 08/01/22 DTD 03/19/14 FC 08/01/14 Moody AA1 , S&P AA- CUSIP 157411PG8 Acquired 12/24/19 L	0.20	10,000	102.49 104.19	10,249.05 10,426.60	104.4820	10,448.20	199.15	171.85	344	3.28
COAST CMNTY CLLG DIST CA FEDERALLY TXBL GO BDS 2016C G/O B/E TXBL CPN 1.775% DUE 08/01/22 DTD 08/31/16 FC 02/01/17 Moody AA1 , S&P AA+ CUSIP 190335HG7 Acquired 10/22/19 L	0.68	35,000	100.24 100.43	35,087.30 35,159.25	102.2460	35,786.10	698.80	310.63	621	1.73



Fixed Income Securities

Taxable Municipal Bonds continued

DESCRIPTION	% OF ACCOUNT	QUANTITY	ADJ PRICE/ ORIG PRICE	ADJ COST/ ORIG COST	CURRENT PRICE	CURRENT MARKET VALUE	UNREALIZED GAIN/LOSS	ESTIMATED		
								ACCRUED INTEREST	ANNUAL INCOME	ANNUAL YIELD (%)
CONTRA COSTA CNTY CA FIRE PROTN DIST PENSION OBLIG REV B/E NPFGB TXBL CPN 5.060% DUE 08/01/22 DTD 07/28/05 FC 02/01/06 Moody A2 , S&P AA CUSIP 21224RAS5 Acquired 12/06/19 L	0.41	20,000	104.82 108.37	20,964.80 21,681.60	106.8240	21,364.80	400.00	506.00	1,012	4.73
LOS ANGELES CNTY CA PUB WKS FING AUTH LSE REVB MULTIPLE CAP I BAB TXBL CPN 6.091% DUE 08/01/22 DTD 11/23/10 FC 08/01/11 Moody AA2 , S&P AA+ CUSIP 54473ENR1 Acquired 04/03/19 L	0.72	35,000	105.25 111.34	36,837.90 38,978.80	108.5330	37,986.55	1,148.65	1,065.93	2,132	5.61
LOS ANGELES CA CMNTY CLLG DIST RFDG TXBL SER B G/O UNLTD B/E TXBL CPN 2.809% DUE 08/01/22 DTD 01/08/15 FC 08/01/15 Moody AAA , S&P AA+ CUSIP 54438CRH7 Acquired 11/12/19 L	0.98	50,000	101.78 103.18	50,892.98 51,599.50	103.7750	51,887.50	994.52	702.25	1,405	2.70
PLACENTIA YORBA LINDA CA USD QUALIFIED CONSTR Q TAX CR G/O UNLTD B/E CPN 5.310% DUE 08/01/22 DTD 06/02/10 FC 02/01/11 Moody AA3 , S&P AA- CUSIP 725894GA1 Acquired 10/29/19 L	0.92	45,000	105.41 109.79	47,438.16 49,415.65	107.2430	48,259.35	821.19	1,194.75	2,390	4.95

CAMBRIAN SCHOOL DISTRICT  
 CAMBRIAN SITE CAP PROJECT FUND

JANUARY 1, 2021 - JANUARY 31, 2021  
 ACCOUNT NUMBER:

**Fixed Income Securities**

**Taxable Municipal Bonds continued**

DESCRIPTION	% OF ACCOUNT	QUANTITY	ADJ PRICE/ ORIG PRICE	ADJ COST/ ORIG COST	CURRENT PRICE	CURRENT MARKET VALUE	UNREALIZED GAIN/LOSS	ESTIMATED		
								ACCRUED INTEREST	ANNUAL INCOME	ANNUAL YIELD (%)
VERNON CA ELEC SYS REV RFDG TXBL SER A AGM CR CUS OID TXBL CPN 4.500% DUE 08/01/22 DTD 07/21/15 FC 02/01/16 Moody A2 , S&P AA CUSIP 924397DD1 Acquired 05/01/19 L		15,000	102.81	15,422.36		15,668.25	245.89			
Acquired 07/01/19 L		25,000	103.42	25,855.94		26,113.75	257.81			
			106.87	26,726.50						
<b>Total</b>	<b>0.79</b>	<b>40,000</b>	<b>\$103.19</b>	<b>\$41,278.30</b>	<b>104.4550</b>	<b>\$41,782.00</b>	<b>\$503.70</b>	<b>\$900.00</b>	<b>\$1,800</b>	<b>4.31</b>
			<b>\$106.54</b>	<b>\$42,619.55</b>						
SAN MATEO CA UN HIGH SCH DIST RFDG TXBL SER B G/O BIE TXBL CPN 2.870% DUE 09/01/22 DTD 11/07/12 FC 03/01/13 Moody AAA , S&P AA+ CUSIP 799017KW7 Acquired 11/06/19 L	0.49	25,000	101.95	25,489.22	103.9150	25,978.75	489.53	298.96	718	2.76
			103.41	25,860.75						
SAN FRANCISCO CA CITY & CNTY PUB UTILS COMMN WTR REV IAM SER E BABS TXBL CPN 4.900% DUE 11/01/22 DTD 08/04/10 FC 11/01/10 Moody AA2 , S&P AA- CUSIP 79765RTD1 Acquired 03/01/19 L	0.41	20,000	103.74	20,749.64	108.0670	21,613.40	863.76	245.00	980	4.53
			107.60	21,527.00						





CAMBRIAN SCHOOL DISTRICT  
 CAMBRIAN SITE CAP PROJECT FUND

JANUARY 1, 2021 - JANUARY 31, 2021  
 ACCOUNT NUMBER:

**Fixed Income Securities**

**Taxable Municipal Bonds continued**

DESCRIPTION	% OF ACCOUNT	QUANTITY	ADJ PRICE/ ORIG PRICE	ADJ COST/ ORIG COST	CURRENT PRICE	CURRENT MARKET VALUE	UNREALIZED GAIN/LOSS	ESTIMATED		
								ACCRUED INTEREST	ANNUAL INCOME	ANNUAL YIELD (%)
SANTA BARBARA CNTY CA SOLID WASTE SYS REV CTF PARTN TXBL COPS 2018C CPN 3.450% DUE 12/01/22 DTD 11/28/18 FC 06/01/19 Moody A1 , S&P AA CUSIP 80136PCZ4 Acquired 12/02/19 L	0.20	10,000	103.21 105.12	10,321.46 10,519.70	105.4030	10,540.30	218.84	57.50	345	3.27
UNIVERSITY CA REVS LTD PROJ SER F BABS ISSUER SUBSIDY B/E TAXABLE CPN 4.800% DUE 05/15/23 DTD 09/30/10 FC 05/15/11 Moody AA3 , S&P AA- CUSIP 91412GDX0 Acquired 10/10/19 L	0.21	10,000	106.40 109.83	10,640.58 10,990.70	109.9260	10,992.60	352.02	101.33	480	4.36
LANCASTER CA S/D RFDG TXBL ELCTN OF 2012 SER B G/O UNLTD OID B/E AGM CPN 3.200% DUE 08/01/23 DTD 04/03/13 FC 02/01/14 Moody A2 , S&P AA CUSIP 513804JC9 Acquired 05/15/19 L	0.50	25,000	101.69 102.75	25,422.53 25,695.50	104.5450	26,136.25	713.72	400.00	800	3.06



CAMBRIAN SCHOOL DISTRICT  
CAMBRIAN SITE CAP PROJECT FUND

JANUARY 1, 2021 - JANUARY 31, 2021  
ACCOUNT NUMBER:

**Fixed Income Securities**

**Taxable Municipal Bonds continued**

DESCRIPTION	% OF ACCOUNT	QUANTITY	ADJ PRICE/ ORIG PRICE	ADJ COST/ ORIG COST	CURRENT PRICE	CURRENT MARKET VALUE	UNREALIZED GAIN/LOSS	ESTIMATED		
								ACCRUED INTEREST	ANNUAL INCOME	ANNUAL YIELD (%)
SACRAMENTO CA PENSION OBLG TAXABLE SER A REV B/E AGM TXBL CPN 6.420% DUE 08/01/23 DTD 09/28/11 FC 02/01/12 Moody A2 , S&P AA CUSIP 786056BB6 Acquired 07/18/19 L	0.33	15,000	109.93 115.67	16,490.26 17,358.10	114.5840	17,187.60	697.34	481.50	963	5.60
<b>Total Taxable Municipal Bonds</b>	<b>32.50</b>	<b>1,660,000</b>		<b>\$1,687,339.67</b> <b>\$1,740,521.20</b>		<b>\$1,712,510.90</b>	<b>\$25,171.23</b>	<b>\$27,337.94</b>	<b>\$70,305</b>	<b>4.11</b>

^ Denotes bonds with a maturity date in the next 60 days. Please contact us for further investment opportunities or any assistance.

**Certificates of Deposit**

Long-term certificates of deposit (maturity beyond one year from date of issue) are priced using a market value pricing model.

DESCRIPTION	% OF ACCOUNT	QUANTITY	ADJ PRICE/ ORIG PRICE	ADJ COST/ ORIG COST	CURRENT PRICE	CURRENT MARKET VALUE	UNREALIZED GAIN/LOSS	ESTIMATED		
								ACCRUED INTEREST	ANNUAL INCOME	ANNUAL YIELD (%)
DISCOVER BANK CD ^ GREENWOOD DE ACT/365 FDIC INSD CPN 2.500% DUE 02/01/21 DTD 01/31/18 FC 07/31/18 CUSIP 254673LX2 Acquired 02/06/18 L	0.57	30,000	100.00 100.72	30,000.21 30,223.60	100.0200	30,006.00	5.79	378.09	750	2.49
MORGAN STANLEY BK NA CD ^ SALT LAKE CTY UT ACT/365 FDIC INSD CPN 2.700% DUE 03/22/21 DTD 03/22/18 FC 09/22/18 CUSIP 61747MQ79 Acquired 03/21/18 L	0.95	50,000	100.03 100.64	50,015.73 50,331.00	100.3810	50,190.50	174.77	488.22	1,350	2.68





Advisors

CAMBRIAN SCHOOL DISTRICT  
CAMBRIAN SITE CAP PROJECT FUND

JANUARY 1, 2021 - JANUARY 31, 2021

ACCOUNT NUMBER: 1-1111-1111

Fixed Income Securities

Certificates of Deposit continued

DESCRIPTION	% OF ACCOUNT	QUANTITY	ADJ PRICE/ ORIG PRICE	ADJ COST/ ORIG COST	CURRENT PRICE	CURRENT MARKET VALUE	UNREALIZED GAIN/LOSS	ESTIMATED		
								ACCRUED INTEREST	ANNUAL INCOME	ANNUAL YIELD (%)
MORGAN STANLEY BK NA CD SALT LAKE CTY UT ACT/365 FDIC INSD CPN 2.800% DUE 04/12/21 DTD 04/12/18 FC 10/12/18 CUSIP 61747MT35 Acquired 04/12/18 L	0.86	45,000	100.04 100.57	45,018.00 45,267.10	100.5570	45,250.65	232.65	386.63	1,260	2.78
SYNCHRONY BANK CD DRAPER UT ACT/365 FDIC INSURED CPN 2.100% DUE 04/12/21 DTD 04/10/15 FC 10/10/15 CUSIP 87165HHK9 Acquired 04/12/18 L	0.48	25,000	99.24	24,817.25	100.4440	25,111.00	293.75	163.97	525	2.09
AMER EXPRESS BANK FSB CD SALT LKE CITY UT ACT/365 FDIC INSURED CPN 2.250% DUE 05/24/21 DTD 05/24/17 FC 11/24/17 CUSIP 02587CFF2 Acquired 08/14/18 L	0.86	45,000	98.90	44,513.80	100.7060	45,317.70	803.90	191.40	1,013	2.23
DISCOVER BANK CD GREENWOOD DE ACT/365 FDIC INSD CPN 2.950% DUE 06/01/21 DTD 05/31/18 FC 11/30/18 CUSIP 254673PX8 Acquired 06/27/18 L	0.96	50,000	100.06 100.57	50,034.56 50,293.50	100.9950	50,497.50	462.94	250.55	1,475	2.92
UBS BANK USA CD SALT LK CITY UT ACT/365 FDIC INSURED CPN 1.650% DUE 06/07/21 DTD 06/07/16 FC 07/07/16 CUSIP 90348JAR1 Acquired 08/15/18 L	0.76	40,000	96.98	38,799.40	100.5600	40,224.00	1,424.60	45.21	660	1.64

CAMBRIAN SCHOOL DISTRICT  
 CAMBRIAN SITE CAP PROJECT FUND

JANUARY 1, 2021 - JANUARY 31, 2021  
 ACCOUNT NUMBER:

**Fixed Income Securities**

**Certificates of Deposit continued**

DESCRIPTION	% OF ACCOUNT	QUANTITY	ADJ PRICE/ ORIG PRICE	ADJ COST/ ORIG COST	CURRENT PRICE	CURRENT MARKET VALUE	UNREALIZED GAIN/LOSS	ESTIMATED		
								ACCRUED INTEREST	ANNUAL INCOME	ANNUAL YIELD (%)
MORGAN STANLEY BK NA CD SALT LAKE CTY UT ACT/365 FDIC INSD CPN 2.500% DUE 06/14/21 DTD 06/13/19 FC 12/13/19 CUSIP 61690UHE3 Acquired 06/06/19 L	1.05	55,000	100.00	55,000.00	100.9310	55,512.05	512.05	188.36	1,375	2.47
SALLIE MAE BK CD SALT LK CITY UT ACT/365 FDIC INSURED CPN 2.650% DUE 08/27/21 DTD 08/27/14 FC 02/27/15 CUSIP 795450SP1 Acquired 11/14/18 L	0.50	26,000	99.19	25,797.70	101.5190	26,394.94	597.24	298.25	689	2.61
UBS BANK USA CD SALT LK CITY UT ACT/365 FDIC INSURED CPN 1.700% DUE 09/30/21 DTD 09/30/16 FC 10/30/16 CUSIP 90348JBF6 Acquired 11/09/18 L	0.31	16,000	96.51	15,448.92	100.9460	16,151.36	702.44	1.50	272	1.68
BARCLAYS BK DELAWARE CD WILMINGTON DE ACT/365 FDIC INSD CPN 3.050% DUE 10/12/21 DTD 10/10/18 FC 04/10/19 CUSIP 06740KME4 Acquired 10/01/18 L	0.29	15,000	100.00	15,000.00	102.1180	15,317.70	317.70	142.89	458	2.98
CITIBANK NA CD SIOUX FALLS SD ACT/365 FDIC INSD CPN 3.100% DUE 10/12/21 DTD 10/12/18 FC 04/12/19 CUSIP 17312QU64 Acquired 10/09/18 L	0.81	42,000	100.00	42,000.00	102.1530	42,904.26	904.26	399.52	1,302	3.03





CAMBRIAN SCHOOL DISTRICT  
CAMBRIAN SITE CAP PROJECT FUND

JANUARY 1, 2021 - JANUARY 31, 2021  
ACCOUNT NUMBER:

**Fixed Income Securities**

**Certificates of Deposit continued**

DESCRIPTION	% OF ACCOUNT	QUANTITY	ADJ PRICE/ ORIG PRICE	ADJ COST/ ORIG COST	CURRENT PRICE	CURRENT MARKET VALUE	UNREALIZED GAIN/LOSS	ESTIMATED		
								ACCRUED INTEREST	ANNUAL INCOME	ANNUAL YIELD (%)
ALLY BANK CD SANDY UT ACT/365 FDIC INSD CPN 3.000% DUE 01/04/22 DTD 01/04/19 FC 07/04/19 CUSIP 02007GGU1 Acquired 12/31/18 L	0.98	50,000	100.00	50,000.00	102.7500	51,375.00	1,375.00	115.07	1,500	2.91
GOLDMAN SACHS BK USA CD NEW YORK ACT/365 FDIC INSURED CPN 3.000% DUE 01/05/22 DTD 01/05/12 FC 07/05/12 CUSIP 38143AFU4 Acquired 06/20/19 L	0.21	11,000	100.61 101.59	11,068.04 11,182.12	102.7580	11,303.38	235.34	24.41	330	2.91
MORGAN STANLEY PVT BK CD PURCHASE NY ACT/365 FDIC INSD CPN 3.050% DUE 01/10/22 DTD 01/10/19 FC 07/10/19 CUSIP 61760ATY5 Acquired 06/20/19 L	0.21	11,000	100.67 101.72	11,074.12 11,196.53	102.8460	11,313.06	238.94	20.22	336	2.96
DISCOVER BANK CD GREENWOOD DE ACT/365 FDIC INSD CPN 2.500% DUE 01/18/22 DTD 01/18/18 FC 07/18/18 CUSIP 254673LD6 Acquired 04/12/19 L	0.49	25,000	100.00 99.99	25,002.31 25,006.00	102.3760	25,594.00	591.69	23.97	625	2.44
GOLDMAN SACHS BK USA CD NEW YORK ACT/365 FDIC INSURED CPN 3.000% DUE 01/18/22 DTD 01/18/12 FC 07/18/12 CUSIP 38143AHF5 Acquired 06/21/19 L	0.49	25,000	100.62 101.61	25,157.41 25,410.75	102.6740	25,668.50	511.09	28.77	750	2.92



CAMBRIAN SCHOOL DISTRICT  
 CAMBRIAN SITE CAP PROJECT FUND


JANUARY 1, 2021 - JANUARY 31, 2021  
 ACCOUNT NUMBER:

**Fixed Income Securities**

**Certificates of Deposit continued**

DESCRIPTION	% OF ACCOUNT	QUANTITY	ADJ PRICE/ ORIG PRICE	ADJ COST/ ORIG COST	CURRENT PRICE	CURRENT MARKET VALUE	UNREALIZED GAIN/LOSS	ESTIMATED		
								ACCRUED INTEREST	ANNUAL INCOME	ANNUAL YIELD (%)
WELLS FARGO BANK NA CD SIOUX FALLS SD ACT/365 FDIC INSD CPN 3.000% DUE 01/18/22 DTD 01/18/19 FC 02/18/19 CUSIP 949763XA9 Acquired 06/20/19 L	0.20	10,000	100.64 101.62	10,064.88 10,169.40	102.8620	10,286.20	221.32	11.51	300	2.91
MORGAN STANLEY PVT BK CD PURCHASE NY ACT/365 FDIC INSD CPN 1.750% DUE 02/07/22 DTD 02/06/20 FC 08/06/20 CUSIP 61760A6Y0 Acquired 01/31/20 S	1.93	100,000	100.00	100,000.00	101.7330	101,733.00	1,733.00	858.23	1,750	1.72
GE CAPITAL BANK CD SALT LK CITY UT ACT/365 FDIC INSURED CPN 2.750% DUE 02/14/22 DTD 02/14/14 FC 08/14/14 CUSIP 36163CKX7 Acquired 05/07/19 L	0.49	25,000	100.26 100.66	25,066.18 25,172.25	102.8080	25,702.00	635.82	322.09	688	2.67
THIRD FED SAV&LN CLEV CD CLEVELAND OH ACT/365 FDIC INSD CPN 2.800% DUE 02/22/22 DTD 02/22/19 FC 08/22/19 CUSIP 88413QCG1 Acquired 02/25/20 S	0.49	25,000	101.22 102.24	25,305.17 25,567.75	102.9200	25,730.00	424.83	312.61	700	2.72
BMW BK N AMERICA CD SALT LAKE CTY UT ACT/365 FDIC INSD CPN 1.600% DUE 02/28/22 DTD 02/28/20 FC 08/28/20 CUSIP 05580AUZ5 Acquired 02/25/20 S	0.96	50,000	100.00	50,000.00	101.6670	50,833.50	833.50	344.11	800	1.57





Advisors

CAMBRIAN SCHOOL DISTRICT  
CAMBRIAN SITE CAP PROJECT FUND

JANUARY 1, 2021 - JANUARY 31 2021  
ACCOUNT NUMBER:

Fixed Income Securities

Certificates of Deposit continued

DESCRIPTION	% OF ACCOUNT	QUANTITY	ADJ PRICE/ ORIG PRICE	ADJ COST/ ORIG COST	CURRENT PRICE	CURRENT MARKET VALUE	UNREALIZED GAIN/LOSS	ESTIMATED		
								ACCRUED INTEREST	ANNUAL INCOME	ANNUAL YIELD (%)
MORGAN STANLEY BK NA CD SALT LAKE CTY UT ACT/365 FDIC INSD CPN 2.800% DUE 03/14/22 DTD 03/14/19 FC 09/14/19 CUSIP 61690UFC9 Acquired 03/08/19 L	1.37	70,000	100.00	70,000.00	103.0690	72,148.30	2,148.30	751.78	1,960	2.71
COMENITY CAPITAL BANK CD SALT LAKE CTY UT ACT/365 FDIC INSD CPN 2.800% DUE 03/15/22 DTD 03/15/19 FC 04/15/19 CUSIP 20033AR99 Acquired 05/07/19 L	0.20	10,000	100.32 100.74	10,032.95 10,081.80	103.0920	10,309.20	276.25	13.04	280	2.71
SALLIE MAE BANK CD SALT LAKE CTY UT ACT/365 FDIC INSD CPN 2.750% DUE 03/21/22 DTD 03/20/19 FC 09/20/19 CUSIP 7954502A2 Acquired 03/12/19 L	0.88	45,000	100.00	45,000.00	103.0640	46,378.80	1,378.80	454.32	1,238	2.66
WELLS FARGO BANK NA CD SIOUX FALLS SD ACT/365 FDIC INSURED CPN 2.400% DUE 03/29/22 DTD 03/29/17 FC 04/29/17 CUSIP 949763FX9 Acquired 06/25/19 L	0.33	17,000	100.19 100.42	17,033.85 17,078.91	102.7350	17,464.95	431.10	3.36	408	2.33
CITIBANK NA CD SIOUX FALLS SD ACT/365 FDIC INSD CPN 2.650% DUE 04/04/22 DTD 04/02/19 FC 10/02/19 CUSIP 17312Q3T4 Acquired 04/22/19 L	0.59	30,000	100.12 100.28	30,037.26 30,091.30	103.0480	30,914.40	877.14	265.73	795	2.57

CAMBRIAN SCHOOL DISTRICT  
CAMBRIAN SITE CAP PROJECT FUND

JANUARY 1, 2021 - JANUARY 31, 2021  
ACCOUNT NUMBER:

**Fixed Income Securities**

**Certificates of Deposit continued**

DESCRIPTION	% OF ACCOUNT	QUANTITY	ADJ PRICE/ ORIG PRICE	ADJ COST/ ORIG COST	CURRENT PRICE	CURRENT MARKET VALUE	UNREALIZED GAIN/LOSS	ESTIMATED		
								ACCRUED INTEREST	ANNUAL INCOME	ANNUAL YIELD (%)
SALLIE MAE BANK CD SALT LAKE CTY UT ACT/365 FDIC INSD CPN 2.600% DUE 04/11/22 DTD 04/10/19 FC 10/10/19 CUSIP 7954502E4 Acquired 04/02/19 L	0.68	35,000	100.00	35,000.00	103.0370	36,062.95	1,062.95	284.22	910	2.52
COMENITY CAPITAL BANK CD SALT LAKE CTY UT ACT/365 FDIC INSD CPN 2.600% DUE 04/18/22 DTD 04/15/19 FC 05/15/19 CUSIP 20033AT89 Acquired 04/01/19 L	0.78	40,000	100.00	40,000.00	103.0920	41,236.80	1,236.80	48.44	1,040	2.52
GOLDMAN SACHS BK USA CD NEW YORK NY ACT/365 FDIC INSD CPN 2.600% DUE 04/18/22 DTD 04/17/19 FC 10/17/19 CUSIP 38148P6G7 Acquired 04/12/19 L	0.49	25,000	100.00	25,000.00	103.0840	25,771.00	771.00	190.55	650	2.52
GOLDMAN SACHS BK USA CD NEW YORK NY ACT/365 FDIC INSD CPN 2.600% DUE 04/25/22 DTD 04/24/19 FC 10/24/19 CUSIP 38148P6N2 Acquired 04/18/19 L	0.78	40,000	100.00	40,000.00	103.1320	41,252.80	1,252.80	284.93	1,040	2.52
COMENITY CAPITAL BANK CD SALT LAKE CTY UT ACT/365 FDIC INSD CPN 2.550% DUE 05/02/22 DTD 04/30/19 FC 05/30/19 CUSIP 20033AV45 Acquired 04/22/19 L	0.69	35,000	100.00	35,000.00	103.1180	36,091.30	1,091.30	4.90	893	2.47





Advisors

CAMBRIAN SCHOOL DISTRICT  
CAMBRIAN SITE CAP PROJECT FUND

JANUARY 1, 2021 - JANUARY 31, 2021  
ACCOUNT NUMBER:

Fixed Income Securities

Certificates of Deposit continued

DESCRIPTION	% OF ACCOUNT	QUANTITY	ADJ PRICE/ ORIG PRICE	ADJ COST/ ORIG COST	CURRENT PRICE	CURRENT MARKET VALUE	UNREALIZED GAIN/LOSS	ESTIMATED		
								ACCRUED INTEREST	ANNUAL INCOME	ANNUAL YIELD (%)
GOLDMAN SACHS BK USA CD NEW YORK NY ACT/365 FDIC INSURED CPN 2.350% DUE 05/03/22 DTD 05/03/17 FC 11/03/17 CUSIP 38148PJP3 Acquired 06/20/19 L										
	1.05	54,000	100.06 100.13	54,035.76 54,079.36	102.8720	55,550.88	1,515.12	312.91	1,269	2.28
WELLS FARGO BANK NA CD SIOUX FALLS SD ACT/365 FDIC INSD CPN 3.000% DUE 05/09/22 DTD 05/09/18 FC 06/09/18 CUSIP 949763QL3 Acquired 05/07/19 L										
		15,000	100.58 101.29	15,087.61 15,201.85		15,562.05	474.44			
Acquired 06/25/19 L		14,000	100.97 102.10	14,136.67 14,302.12		14,524.58	387.91			
<b>Total</b>	<b>0.57</b>	<b>29,000</b>	<b>\$100.77</b> <b>\$101.73</b>	<b>\$29,224.28</b> <b>\$29,503.97</b>	<b>103.7470</b>	<b>\$30,086.63</b>	<b>\$862.35</b>	<b>\$54.82</b>	<b>\$870</b>	<b>2.89</b>
GE CAPITAL RETAIL BK CD DRAPER UT ACT/365 FDIC INSURED CPN 2.800% DUE 05/25/22 DTD 05/25/12 FC 11/25/12 CUSIP 36157PEB1 Acquired 06/20/19 L										
	0.49	25,000	100.65 101.40	25,164.40 25,358.25	103.3710	25,842.75	678.35	130.41	700	2.70
CAPITAL ONE NA CD MCLEAN VA ACT/365 FDIC INSURED CPN 2.400% DUE 06/07/22 DTD 06/07/17 FC 12/07/17 CUSIP 14042RGE5 Acquired 06/24/19 L										
	0.39	20,000	100.14 100.28	20,029.59 20,063.40	102.8360	20,567.20	537.61	73.65	480	2.33



CAMBRIAN SCHOOL DISTRICT  
 CAMBRIAN SITE CAP PROJECT FUND

JANUARY 1, 2021 - JANUARY 31, 2021  
 ACCOUNT NUMBER:

**Fixed Income Securities**

**Certificates of Deposit continued**


DESCRIPTION	% OF ACCOUNT	QUANTITY	ADJ PRICE/ ORIG PRICE	ADJ COST/ ORIG COST	CURRENT PRICE	CURRENT MARKET VALUE	UNREALIZED GAIN/LOSS	ESTIMATED		
								ACCRUED INTEREST	ANNUAL INCOME	ANNUAL YIELD (%)
SALLIE MAE BANK CD SALT LAKE CTY UT ACT/365 FDIC INSD CPN 2.250% DUE 06/27/22 DTD 06/26/19 FC 12/26/19 CUSIP 7954503Q6 Acquired 06/28/19 L	0.33	17,000	100.01 100.00	17,003.36 17,007.00	103.0670	17,521.39	518.03	38.78	383	2.18
ALLY BANK CD MIDVALE UT ACT/365 FDIC INSD CPN 2.150% DUE 08/01/22 DTD 08/01/19 FC 02/01/20 CUSIP 02007GKY8 Acquired 07/29/19 L	0.49	25,000	100.00	25,000.00	103.1130	25,778.25	778.25	270.96	538	2.08
ALLY BANK CD MIDVALE UT ACT/365 FDIC INSD CPN 2.150% DUE 08/08/22 DTD 08/08/19 FC 02/08/20 CUSIP 02007GLA9 Acquired 07/31/19 L	0.98	50,000	100.00	50,000.00	103.1510	51,575.50	1,575.50	521.31	1,075	2.08
<b>Total Certificates of Deposit</b>	<b>25.95</b>	<b>1,338,000</b>		<b>\$1,336,745.13</b> <b>\$1,339,461.06</b>		<b>\$1,366,969.40</b>	<b>\$30,224.27</b>	<b>\$8,699.69</b>	<b>\$33,433</b>	<b>2.45</b>
<b>Total Fixed Income Securities</b>	<b>77.98</b>			<b>\$4,033,281.91</b> <b>\$4,097,744.50</b>		<b>\$4,108,296.75</b>	<b>\$75,014.84</b>	<b>\$42,141.47</b>	<b>\$132,452</b>	<b>3.22</b>

^ Denotes Certificate of Deposit with a maturity date in the next 60 days. Please contact us for further investment opportunities or any assistance.

**Activity detail by date**

DATE	ACCOUNT TYPE	TRANSACTION/ CHECK NUMBER	QUANTITY	DESCRIPTION	PRICE	AMOUNT	CASH AND SWEEP BALANCES
01/01				BEGINNING BALANCE			964,777.42





Advisors

CAMBRIAN SCHOOL DISTRICT  
CAMBRIAN SITE CAP PROJECT FUND

JANUARY 1, 2021 - JANUARY 31, 2021  
ACCOUNT NUMBER:

Activity detail by date continued

DATE	ACCOUNT TYPE	TRANSACTION/ CHECK NUMBER	QUANTITY	DESCRIPTION	PRICE	AMOUNT	CASH AND SWEEP BALANCES
01/04	Cash	INTEREST		BURBANK GLENDALE PASADENA ARPT AUTH CA ARPT REV TXBL SER B B/E CPN 4.128% DUE 07/01/21 DTD 05/10/12 FC 07/01/12 010121 25,000 AS OF 1/01/21 CUSIP 120827DA5		516.00	
01/04	Cash	INTEREST		INDUSTRY CA SALES TAX REV RFDG TXBL SR SER A B/E AGM OID TXBL CPN 3.000% DUE 01/01/22 DTD 12/03/15 FC 07/01/16 010121 25,000 AS OF 1/01/21 CUSIP 45656RCM2		375.00	
01/04	Cash	INTEREST		ALLY BANK CD SANDY UT ACT/365 FDIC INSD CPN 3.000% DUE 01/04/22 DTD 01/04/19 FC 07/04/19 010421 50,000 CUSIP 02007GGU1		756.16	
01/04	Cash	INTEREST		WALNUT CA ENERGY CTR AUTH REV TAXABLE RFDG SER B B/E OID TXBL CPN 5.350% DUE 01/01/22 DTD 06/03/10 FC 01/01/11 010121 25,000 AS OF 1/01/21 CUSIP 93265PBU2		668.75	967,093.33
01/05	Cash	INTEREST		GOLDMAN SACHS BK USA CD NEW YORK ACT/365 FDIC INSURED CPN 3.000% DUE 01/05/22 DTD 01/05/12 FC 07/05/12 010521 11,000 CUSIP 38143AFU4		166.36	967,259.69

CAMBRIAN SCHOOL DISTRICT  
 CAMBRIAN SITE CAP PROJECT FUND

JANUARY 1, 2021 - JANUARY 31, 2021  
 ACCOUNT NUMBER:

Activity detail by date continued

DATE	ACCOUNT TYPE	TRANSACTION/ CHECK NUMBER	QUANTITY	DESCRIPTION	PRICE	AMOUNT	CASH AND SWEEP BALANCES
01/07	Cash	INTEREST		UBS BANK USA CD SALT LK CITY UT ACT/365 FDIC INSURED CPN 1.650% DUE 06/07/21 DTD 06/07/16 FC 07/07/16 010721 40,000 CUSIP 90348JAR1		56.05	967,315.74
01/11	Cash	INTEREST		BANK OF AMERICA CORP MEDIUM TERM NOTES CPN 3.300% DUE 01/11/23 DTD 01/11/13 FC 07/11/13 011121 75,000 CUSIP 06051GEU9		1,237.50	
01/11	Cash	INTEREST		MORGAN STANLEY PVT BK CD PURCHASE NY ACT/365 FDIC INSD CPN 3.050% DUE 01/10/22 DTD 01/10/19 FC 07/10/19 011021 11,000 AS OF 1/10/21 CUSIP 61760ATY5		169.13	
01/11	Cash	INTEREST		ALLY BANK CD MIDVALE UT ACT/365 FDIC INSD CPN 2.250% DUE 01/11/21 DTD 01/11/18 FC 07/11/18 011121 26,000 CUSIP 02007GAJ2		294.90	
01/11	Cash	INTEREST		WELLS FARGO BANK NA CD SIOUX FALLS SD ACT/365 FDIC INSD CPN 3.000% DUE 05/09/22 DTD 05/09/18 FC 06/09/18 010921 29,000 AS OF 1/09/21 CUSIP 949763QL3		73.89	
01/11	Cash	REDEMPTION	-26,000.00000	ALLY BANK CD MIDVALE UT ACT/365 FDIC INSD CPN 2.250% DUE 01/11/21 DTD 01/11/18 FC 07/11/18 CUSIP 02007GAJ2		26,000.00	995,091.16





Advisors

CAMBRIAN SCHOOL DISTRICT  
CAMBRIAN SITE CAP PROJECT FUND

JANUARY 1, 2021 - JANUARY 31, 2021  
ACCOUNT NUMBER:

Activity detail by date continued

DATE	ACCOUNT TYPE	TRANSACTION/ CHECK NUMBER	QUANTITY	DESCRIPTION	PRICE	AMOUNT	CASH AND SWEEP BALANCES
01/15	Cash	INTEREST		BERKSHIRE HATHAWAY FIN COMPANY GTD CPN 4.250% DUE 01/15/21 DTD 01/11/11 FC 07/15/11 011521 50,000 CUSIP 084664BQ3		1,062.50	
01/15	Cash	INTEREST		COMENITY CAPITAL BANK CD SALT LAKE CTY UT ACT/365 FDIC INSD CPN 2.600% DUE 04/18/22 DTD 04/15/19 FC 05/15/19 011521 40,000 CUSIP 20033AT89		88.33	
01/15	Cash	INTEREST		COMENITY CAPITAL BANK CD SALT LAKE CTY UT ACT/365 FDIC INSD CPN 2.800% DUE 03/15/22 DTD 03/15/19 FC 04/15/19 011521 10,000 CUSIP 20033AR99		23.78	
01/15	Cash	INTEREST		NATIONAL RURAL UTIL COOP INTERNOTES CPN 2.500% DUE 07/15/22 DTD 07/27/17 FC 08/15/17 011521 10,000 CUSIP 63743FE51		20.83	
01/15	Cash	INTEREST		NATL RURAL UTIL COOP FIN CORP INTERNOTES MEDIUM TERM NOTE CPN 3.000% DUE 07/15/22 DTD 04/03/14 FC 05/15/14 011521 25,000 CUSIP 63743FSY3		62.50	
01/15	Cash	REDEMPTION	-50,000.00000	BERKSHIRE HATHAWAY FIN COMPANY GTD CPN 4.250% DUE 01/15/21 DTD 01/11/11 FC 07/15/11 CUSIP 084664BQ3		50,000.00	1,046,349.10




CAMBRIAN SCHOOL DISTRICT  
 CAMBRIAN SITE CAP PROJECT FUND

JANUARY 1, 2021 - JANUARY 31, 2021  
 ACCOUNT NUMBER:

Activity detail by date continued

DATE	ACCOUNT TYPE	TRANSACTION/ CHECK NUMBER	QUANTITY	DESCRIPTION	PRICE	AMOUNT	CASH AND SWEEP BALANCES
01/19	Cash	INTEREST		DISCOVER BANK CD GREENWOOD DE ACT/365 FDIC INSD CPN 2.500% DUE 01/18/22 DTD 01/18/18 FC 07/18/18 011821 25,000 AS OF 1/18/21 CUSIP 254673LD6		315.07	
01/19	Cash	INTEREST		GOLDMAN SACHS BK USA CD NEW YORK ACT/365 FDIC INSURED CPN 3.000% DUE 01/18/22 DTD 01/18/12 FC 07/18/12 011821 25,000 AS OF 1/18/21 CUSIP 38143AHF5		378.08	
01/19	Cash	INTEREST		ROYAL BANK OF CANADA SR UNSECURED CPN 2.500% DUE 01/19/21 DTD 01/19/16 FC 07/19/16 011921 75,000 CUSIP 78012KKU0		937.50	
01/19	Cash	INTEREST		WELLS FARGO BANK NA CD SIOUX FALLS SD ACT/365 FDIC INSD CPN 3.000% DUE 01/18/22 DTD 01/18/19 FC 02/18/19 011821 10,000 AS OF 1/18/21 CUSIP 949763XA9		25.48	
01/19	Cash	REDEMPTION	-75,000.00000	ROYAL BANK OF CANADA SR UNSECURED CPN 2.500% DUE 01/19/21 DTD 01/19/16 FC 07/19/16 CUSIP 78012KKU0		75,000.00	1,123,005.23
01/22	Cash	INTEREST		BMW BANK NORTH AMER CD SALT LK CITY UT ACT/365 FDIC INSURED CPN 2.100% DUE 01/22/21 DTD 01/22/16 FC 07/22/16 012221 35,000 CUSIP 05580ADQ4		370.52	





Advisors

CAMBRIAN SCHOOL DISTRICT  
CAMBRIAN SITE CAP PROJECT FUND

JANUARY 1, 2021 - JANUARY 31, 2021  
ACCOUNT NUMBER:

Activity detail by date continued

DATE	ACCOUNT TYPE	TRANSACTION/ CHECK NUMBER	QUANTITY	DESCRIPTION	PRICE	AMOUNT	CASH AND SWEEP BALANCES
01/22	Cash	INTEREST		WELLS FARGO & CO SR UNSECURED CPN 2.625% DUE 07/22/22 DTD 07/24/17 FC 01/22/18 012221 40,000 CUSIP 95000U2B8		525.00	
01/22	Cash	REDEMPTION	-35,000.00000	BMW BANK NORTH AMER CD SALT LK CITY UT ACT/365 FDIC INSURED CPN 2.100% DUE 01/22/21 DTD 01/22/16 FC 07/22/16 CUSIP 05580ADQ4		35,000.00	1,158,900.75
01/29	Cash	INTEREST		COMENITY CAPITAL BANK CD SALT LAKE CTY UT ACT/365 FDIC INSD CPN 2.550% DUE 05/02/22 DTD 04/30/19 FC 05/30/19 013021 35,000 AS OF 1/30/21 CUSIP 20033AV45		75.80	
01/29	Cash	INTEREST		WELLS FARGO BANK NA CD SIOUX FALLS SD ACT/365 FDIC INSURED CPN 2.400% DUE 03/29/22 DTD 03/29/17 FC 04/29/17 012921 17,000 CUSIP 949763FX9		34.65	
01/29	Cash	INTEREST		QUALCOMM INC SR UNSECURED CALLABLE CPN 2.600% DUE 01/30/23 DTD 05/26/17 FC 01/30/18 013021 67,000 AS OF 1/30/21 CUSIP 747525AR4		871.00	
01/29	Cash	INTEREST		SIMON PROPERTY GRP LP SR UNSECURED CALLABLE CPN 2.350% DUE 01/30/22 DTD 11/23/16 FC 07/30/17 013021 40,000 AS OF 1/30/21 CUSIP 828807DA2		470.00	

CAMBRIAN SCHOOL DISTRICT  
 CAMBRIAN SITE CAP PROJECT FUND

JANUARY 1, 2021 - JANUARY 31, 2021  
 ACCOUNT NUMBER:


**Activity detail by date continued**

DATE	ACCOUNT TYPE	TRANSACTION/ CHECK NUMBER	QUANTITY	DESCRIPTION	PRICE	AMOUNT	CASH AND SWEEP BALANCES
01/29	Cash	INTEREST		UBS BANK USA CD SALT LK CITY UT ACT/365 FDIC INSURED CPN 1.700% DUE 09/30/21 DTD 09/30/16 FC 10/30/16 013021 16,000 AS OF 1/30/21 CUSIP 90348JBF6		23.10	
01/29	Cash	DIVIDEND		WELLS FARGO 100% TREASURY MONEY MARKET SWEEP CLASS 012921 1,158,900		8.87	1,160,384.17

**Activity detail by type**

**Income and distributions**

DATE	ACCOUNT TYPE	TRANSACTION	QUANTITY	DESCRIPTION	PRICE	AMOUNT
01/04	Cash	INTEREST		BURBANK GLENDALE PASADENA ARPT AUTH CA ARPT REV TXBL SER B B/E CPN 4.128% DUE 07/01/21 DTD 05/10/12 FC 07/01/12 010121 25,000 AS OF 1/01/21 CUSIP 120827DA5		516.00
01/04	Cash	INTEREST		INDUSTRY CA SALES TAX REV RFDG TXBL SR SER A B/E AGM OID TXBL CPN 3.000% DUE 01/01/22 DTD 12/03/15 FC 07/01/16 010121 25,000 AS OF 1/01/21 CUSIP 45656RCM2		375.00



Advisors

CAMBRIAN SCHOOL DISTRICT  
CAMBRIAN SITE CAP PROJECT FUND

JANUARY 1, 2021 - JANUARY 31, 2021  
ACCOUNT NUMBER:

### Activity detail by type continued

#### Income and distributions

DATE	ACCOUNT TYPE	TRANSACTION	QUANTITY	DESCRIPTION	PRICE	AMOUNT
01/04	Cash	INTEREST		ALLY BANK CD SANDY UT ACT/365 FDIC INSD CPN 3.000% DUE 01/04/22 DTD 01/04/19 FC 07/04/19 010421 50,000 CUSIP 02007GGU1		756.16
01/04	Cash	INTEREST		WALNUT CA ENERGY CTR AUTH REV TAXABLE RFDG SER B B/E OID TXBL CPN 5.350% DUE 01/01/22 DTD 06/03/10 FC 01/01/11 010121 25,000 AS OF 1/01/21 CUSIP 93265PBU2		668.75
01/05	Cash	INTEREST		GOLDMAN SACHS BK USA CD NEW YORK ACT/365 FDIC INSURED CPN 3.000% DUE 01/05/22 DTD 01/05/12 FC 07/05/12 010521 11,000 CUSIP 38143AFU4		166.36
01/07	Cash	INTEREST		UBS BANK USA CD SALT LK CITY UT ACT/365 FDIC INSURED CPN 1.650% DUE 06/07/21 DTD 06/07/16 FC 07/07/16 010721 40,000 CUSIP 90348JAR1		56.05
01/11	Cash	INTEREST		BANK OF AMERICA CORP MEDIUM TERM NOTES CPN 3.300% DUE 01/11/23 DTD 01/11/13 FC 07/11/13 011121 75,000 CUSIP 06051GEU9		1,237.50



CAMBRIAN SCHOOL DISTRICT  
CAMBRIAN SITE CAP PROJECT FUND


JANUARY 1, 2021 - JANUARY 31, 2021  
ACCOUNT NUMBER:

## Activity detail by type continued

### Income and distributions

DATE	ACCOUNT TYPE	TRANSACTION	QUANTITY	DESCRIPTION	PRICE	AMOUNT
01/11	Cash	INTEREST		MORGAN STANLEY PVT BK CD PURCHASE NY ACT/365 FDIC INSD CPN 3.050% DUE 01/10/22 DTD 01/10/19 FC 07/10/19 011021 11,000 AS OF 1/10/21 CUSIP 61760ATY5		169.13
01/11	Cash	INTEREST		ALLY BANK CD MIDVALE UT ACT/365 FDIC INSD CPN 2.250% DUE 01/11/21 DTD 01/11/18 FC 07/11/18 011121 26,000 CUSIP 02007GAJ2		294.90
01/11	Cash	INTEREST		WELLS FARGO BANK NA CD SIOUX FALLS SD ACT/365 FDIC INSD CPN 3.000% DUE 05/09/22 DTD 05/09/18 FC 06/09/18 010921 29,000 AS OF 1/09/21 CUSIP 949763QL3		73.89
01/15	Cash	INTEREST		BERKSHIRE HATHAWAY FIN COMPANY GTD CPN 4.250% DUE 01/15/21 DTD 01/11/11 FC 07/15/11 011521 50,000 CUSIP 084664BQ3		1,062.50
01/15	Cash	INTEREST		COMENITY CAPITAL BANK CD SALT LAKE CTY UT ACT/365 FDIC INSD CPN 2.600% DUE 04/18/22 DTD 04/15/19 FC 05/15/19 011521 40,000 CUSIP 20033AT89		88.33





Advisors

CAMBRIAN SCHOOL DISTRICT  
CAMBRIAN SITE CAP PROJECT FUND

JANUARY 1, 2021 - JANUARY 31, 2021  
ACCOUNT NUMBER:

### Activity detail by type continued

#### Income and distributions

DATE	ACCOUNT TYPE	TRANSACTION	QUANTITY	DESCRIPTION	PRICE	AMOUNT
01/15	Cash	INTEREST		COMENITY CAPITAL BANK CD SALT LAKE CTY UT ACT/365 FDIC INSD CPN 2.800% DUE 03/15/22 DTD 03/15/19 FC 04/15/19 011521 10,000 CUSIP 20033AR99		23.78
01/15	Cash	INTEREST		NATIONAL RURAL UTIL COOP INTERNOTES CPN 2.500% DUE 07/15/22 DTD 07/27/17 FC 08/15/17 011521 10,000 CUSIP 63743FE51		20.83
01/15	Cash	INTEREST		NATL RURAL UTIL COOP FIN CORP INTERNOTES MEDIUM TERM NOTE CPN 3.000% DUE 07/15/22 DTD 04/03/14 FC 05/15/14 011521 25,000 CUSIP 63743FSY3		62.50
01/19	Cash	INTEREST		DISCOVER BANK CD GREENWOOD DE ACT/365 FDIC INSD CPN 2.500% DUE 01/18/22 DTD 01/18/18 FC 07/18/18 011821 25,000 AS OF 1/18/21 CUSIP 254673LD6		315.07
01/19	Cash	INTEREST		GOLDMAN SACHS BK USA CD NEW YORK ACT/365 FDIC INSURED CPN 3.000% DUE 01/18/22 DTD 01/18/12 FC 07/18/12 011821 25,000 AS OF 1/18/21 CUSIP 38143AHF5		378.08

CAMBRIAN SCHOOL DISTRICT  
CAMBRIAN SITE CAP PROJECT FUND

JANUARY 1, 2021 - JANUARY 31, 2021  
ACCOUNT NUMBER:

## Activity detail by type continued

### Income and distributions

DATE	ACCOUNT TYPE	TRANSACTION	QUANTITY	DESCRIPTION	PRICE	AMOUNT
01/19	Cash	INTEREST		ROYAL BANK OF CANADA SR UNSECURED CPN 2.500% DUE 01/19/21 DTD 01/19/16 FC 07/19/16 011921 75,000 CUSIP 78012KKU0		937.50
01/19	Cash	INTEREST		WELLS FARGO BANK NA CD SIOUX FALLS SD ACT/365 FDIC INSD CPN 3.000% DUE 01/18/22 DTD 01/18/19 FC 02/18/19 011821 10,000 AS OF 1/18/21 CUSIP 949763XA9		25.48
01/22	Cash	INTEREST		BMW BANK NORTH AMER CD SALT LK CITY UT ACT/365 FDIC INSURED CPN 2.100% DUE 01/22/21 DTD 01/22/16 FC 07/22/16 012221 35,000 CUSIP 05580ADQ4		370.52
01/22	Cash	INTEREST		WELLS FARGO & CO SR UNSECURED CPN 2.625% DUE 07/22/22 DTD 07/24/17 FC 01/22/18 012221 40,000 CUSIP 95000U2B8		525.00
01/29	Cash	INTEREST		COMENITY CAPITAL BANK CD SALT LAKE CTY UT ACT/365 FDIC INSD CPN 2.550% DUE 05/02/22 DTD 04/30/19 FC 05/30/19 013021 35,000 AS OF 1/30/21 CUSIP 20033AV45		75.80





CAMBRIAN SCHOOL DISTRICT  
CAMBRIAN SITE CAP PROJECT FUND

JANUARY 1, 2021 - JANUARY 31, 2021  
ACCOUNT NUMBER:

Activity detail by type continued

Income and distributions

DATE	ACCOUNT TYPE	TRANSACTION	QUANTITY	DESCRIPTION	PRICE	AMOUNT
01/29	Cash	INTEREST		WELLS FARGO BANK NA CD SIOUX FALLS SD ACT/365 FDIC INSURED CPN 2.400% DUE 03/29/22 DTD 03/29/17 FC 04/29/17 012921 17,000 CUSIP 949763FX9		34.65
01/29	Cash	INTEREST		QUALCOMM INC SR UNSECURED CALLABLE CPN 2.600% DUE 01/30/23 DTD 05/26/17 FC 01/30/18 013021 67,000 AS OF 1/30/21 CUSIP 747525AR4		871.00
01/29	Cash	INTEREST		SIMON PROPERTY GRP LP SR UNSECURED CALLABLE CPN 2.350% DUE 01/30/22 DTD 11/23/16 FC 07/30/17 013021 40,000 AS OF 1/30/21 CUSIP 828807DA2		470.00
01/29	Cash	INTEREST		UBS BANK USA CD SALT LK CITY UT ACT/365 FDIC INSURED CPN 1.700% DUE 09/30/21 DTD 09/30/16 FC 10/30/16 013021 16,000 AS OF 1/30/21 CUSIP 90348JBF6		23.10
01/29	Cash	DIVIDEND		WELLS FARGO 100% TREASURY MONEY MARKET SWEEP CLASS 012921 1,158,900		8.87
<b>Total Income and distributions:</b>						<b>\$9,606.75</b>



CAMBRIAN SCHOOL DISTRICT  
CAMBRIAN SITE CAP PROJECT FUND

JANUARY 1, 2021 - JANUARY 31, 2021  
ACCOUNT NUMBER:

**Cash sweep activity**

Our Cash Sweep program allows you to earn a return on the idle cash balances in your account by automatically investing such balances into one of our cash sweep options. These 'sweep transactions' may represent a net amount for the day and occur on settlement date. The following section displays transfers into and out of your sweep option. Transactions displayed here are Transfer To, Transfer From and Reinvested Dividends and Interest. These transaction amounts are not included in your cash flow summary.

DATE	TRANSACTION	DESCRIPTION	AMOUNT	DATE	TRANSACTION	DESCRIPTION	AMOUNT
01/01		BEGINNING BALANCE	964,777.42	01/19	TRANSFER TO	WELLS FARGO 100% TREASURY MONEY MARKET	51,257.94
01/05	TRANSFER TO	WELLS FARGO 100% TREASURY MONEY MARKET	2,315.91	01/20	TRANSFER TO	WELLS FARGO 100% TREASURY MONEY MARKET	76,656.13
01/06	TRANSFER TO	WELLS FARGO 100% TREASURY MONEY MARKET	166.36	01/25	TRANSFER TO	WELLS FARGO 100% TREASURY MONEY MARKET	35,895.52
01/08	TRANSFER TO	WELLS FARGO 100% TREASURY MONEY MARKET	56.05	01/29	REINVEST DIV	WELLS FARGO 100% TREASURY MONEY MARKET	8.87
01/12	TRANSFER TO	WELLS FARGO 100% TREASURY MONEY MARKET	27,775.42	01/31		ENDING BALANCE	1,158,909.62

**Bank Deposits Through Teller**

January 1 - January 31

**Wells Fargo Bank, N.A. (Member FDIC)**

Account number 9080824828

Questions? Call us at 1-800-266-6263

Deposits made in a bank branch on the last business day of the month will typically appear on your next statement.

DATE	TRANSACTION	DESCRIPTION	AMOUNT	BANK BALANCE
01/01		BEGINNING BALANCE		\$0.00





CAMBRIAN SCHOOL DISTRICT  
CAMBRIAN SITE CAP PROJECT FUND

JANUARY 1, 2021 - JANUARY 31, 2021  
ACCOUNT NUMBER:

**Bank Deposits Through Teller continued**

DATE	TRANSACTION	DESCRIPTION	AMOUNT	BANK BALANCE
01/31		ENDING BALANCE		\$0.00

**Realized gain/loss**

**Realized Gain/Loss Summary**

	THIS PERIOD GAIN	THIS PERIOD LOSS	THIS PERIOD NET	THIS YEAR GAIN	THIS YEAR LOSS	THIS YEAR NET
Short term	0.00	0.00	0.00	0.00	0.00	0.00
Long term	68.14	0.00	68.14	68.14	0.00	68.14
<b>Total Realized Gain/Loss</b>	<b>\$68.14</b>	<b>\$0.00</b>	<b>\$68.14</b>	<b>\$68.14</b>	<b>\$0.00</b>	<b>\$68.14</b>

**Realized Gain/Loss Detail**

**Long term**

DESCRIPTION	QUANTITY	ADJ PRICE/ ORIG PRICE	DATE ACQUIRED	CLOSE DATE	PROCEEDS	ADJ COST/ ORIG COST	GAIN/LOSS
BERKSHIRE HATHAWAY FIN	50,000.00000	100.0000 107.8420	10/02/17	01/15/21	50,000.00	50,000.00 53,928.00	0.00
COMPANY GTD CPN 4.250% DUE 01/15/21 DTD 01/11/11 FC 07/15/11 CUSIP 084664BQ3							
BMW BANK NORTH AMER CD	35,000.00000	100.0000 99.3270	03/12/18	01/22/21	35,000.00	35,000.00 34,771.45	0.00
SALT LK CITY UT ACT/365 FDIC INSURED CPN 2.100% DUE 01/22/21 DTD 01/22/16 FC 07/22/16 CUSIP 05580ADQ4							

CAMBRIAN SCHOOL DISTRICT  
 CAMBRIAN SITE CAP PROJECT FUND

JANUARY 1, 2021 - JANUARY 31, 2021  
 ACCOUNT NUMBER:

**Realized Gain/Loss Detail continued**

**Long term**

DESCRIPTION	QUANTITY	ADJ PRICE/ ORIG PRICE	DATE ACQUIRED	CLOSE DATE	PROCEEDS	ADJ COST/ ORIG COST	GAIN/LOSS
ROYAL BANK OF CANADA	75,000.00000	100.0000 102.1270	10/02/17	01/19/21	75,000.00	75,000.00 76,602.25	0.00
SR UNSECURED CPN 2.500% DUE 01/19/21 DTD 01/19/16 FC 07/19/16 CUSIP 78012KKU0							
ALLY BANK CD MIDVALE UT ACT/365 FDIC INSD CPN 2.250% DUE 01/11/21 DTD 01/11/18 FC 07/11/18 CUSIP 02007GAJ2	26,000.00000	99.7110	01/16/18	01/11/21	26,000.00	25,931.86	68.14
<b>Total Long term</b>					<b>\$186,000.00</b>	<b>\$185,931.86 \$191,233.56</b>	<b>\$68.14</b>

**Specific instructions and disclosures**

**Available funds**  
 "Available for loan" reflects the approximate amount available as of the statement period ending date and should be reduced by any pending checks and Visa charges not yet cleared. This amount is the approximate amount available for withdrawal and loans. A margin loan is a variable rate loan secured by your account.

**Income on non-reportable accounts**  
 Your income summary is categorized into taxable and tax-exempt income based upon the securities that you hold. Please be aware that, since this is a 1099 non-reportable account, this income will NOT be reported to the IRS, but is being provided to you for informational purposes only.

**Callable Securities**  
 Securities that are subject to a partial call will be selected by an impartial lottery process in which the probability of your securities being selected for redemption is proportional to the holdings of all shareholders of such securities held in street name. If a security is called prior to maturity it may affect the yield you receive. Additional information is available at [www.wellsfargoadvisors.com](http://www.wellsfargoadvisors.com) under Legal Disclosures or the written procedures are available upon request.

**Cost basis - To add or update information or modify your reporting options, please contact Your Financial Advisor.**  
 This statement presents estimated unrealized or realized gains or losses for your information only. If acquisition or other information is not available, the gain/loss information may not be displayed and section and summary totals may not reflect your complete portfolio. Cost basis information is not verified by Wells Fargo Advisors and should not be relied upon for legal or tax purposes. Revisions to this information (due to corporate mergers, tenders and other reorganizations) may be required from time to time.

Cost basis for factored bonds (GNMA, CMO, etc.) will be adjusted for paydown of principal. Systematic investments in mutual funds and reinvested dividends for mutual funds and stocks have been consolidated for each position. Unit cost data for systematic investments and dividend reinvestment securities is provided for informational purposes only and is a non-weighted average.

Your account statement should not be used for tax preparation without assistance from your tax consultant. We do not report capital gains or losses for non-covered securities to the IRS.

**Cost basis options**  
 Unless specific tax lots are selected at trade time, sales of tax lots will occur using the cost basis election reflected in the Account profile section.





Advisors

CAMBRIAN SCHOOL DISTRICT  
CAMBRIAN SITE CAP PROJECT FUND

JANUARY 1, 2021 - JANUARY 31 2021  
ACCOUNT NUMBER:

**Municipal Securities**

Income from municipal securities is generally free from federal taxes and state taxes for residents of the issuing state. While the interest income is tax-free, capital gains, if any, will be subject to taxes. Income for some investors may be subject to the federal Alternative Minimum Tax (AMT). In limited instances where your municipal bond position is offset versus a short position at the firm, you could receive taxable, substitute interest. In the event that you are paid substitute interest, you will receive a gross interest payment to account for the additional tax, which will minimize any impact to you. Such a change in tax status would be reflected on your year-end tax reporting documents.

**Estimated accrued interest on Fixed Income securities**

Estimated accrued interest is included in the Portfolio summary as a convenience to you and represents the estimated portion of the interest that would be received upon the sale of the Fixed Income positions in your account, calculated from the date of the last coupon (or dated date) through the date of the account statement, based upon information provided by the issuer. This is not a guarantee that this amount will be realized in your account. Actual income will be based upon the payout schedule of the securities held in your account. If you own a Foreign Fixed Income security, and it is denominated in a foreign currency, the Estimated accrued interest will not be accurate.